

To:
Financial Supervision Commission
Investment Activity Supervision Department
16 Budapest Str.
Sofia

Cc:
Bulgarian Stock Exchange - Sofia AD
6 Tri Ushi Str.
Sofia

Re: Annual non-consolidated (audited) financial statements of First Investment Bank AD as at 31 Dec 2015

Dear Sirs,

In compliance with the requirements of the Public Offering of Securities Act (POSA) and the regulations for its implementation, in our capacity as public company and issuer of bonds admitted for trading at a regulated market, we hereby submit the audited non-consolidated financial statements of First Investment Bank AD as at 31 December 2015, containing

- ✓ Audited unconsolidated financial statements as at 31.12.2015 and notes thereto, accompanied by the auditor's report as per Art. 100m, para. 4(1) of POSA;
- ✓ 2015 Annual Report of First Investment Bank pursuant to Art. 100m, Para. 4(2) of POSA;
- ✓ Corporate Governance Code and Disclosure Policy of First Investment Bank in compliance with the requirement of Article 100m, para. 4(3) of POSA regarding the programme for implementation of the international standards for good corporate governance;
- ✓ Declaration under Art. 100o, para. 4(4) of POSA;
- ✓ Information on First Investment Bank under Annex 11 to Ordinance №2 of the Financial Supervision Commission on the prospects of public offering and admittance for trade on a regulated market of securities and for the disclosure of information by public companies and other issuers of securities;

We are also sending you the Score Card for assessment of corporate governance in Bulgaria.

Sincerely,

(signed)

Vassil Christov
Chief Executive Officer
Chairman of the MB

(signed)

Dimitar Kostov
Executive Director
Member of the MB

BDO BULGARIA

tel: +359 2 421 0656 51 b, Bulgaria
Blvd, floor 4
tel: +359 2 421 0657 1404 Sofia
fax: +359 2 421 0655 Bulgaria
bdo@bdo.bg, www.bdo.bg

TO
THE SHAREHOLDERS OF
FIRST INVESTMENT BANK AD

INDEPENDENT AUDITOR'S REPORT

Report on the financial statements

We have audited the accompanying financial statements of First Investment Bank AD, which comprise the statement of the financial position as at 31 December 2015, the statement of comprehensive income, the statement of changes in equity and the statement of cash flows for the year then ended, and a summary of significant accounting policies and other explanatory notes.

Management's Responsibility for the Financial Statements

The Management is responsible for the preparation and fair presentation of these financial statements in accordance with International Financial Reporting Standards (IFRS) as adopted by the European Union, and for the introduction of such internal control as management determines is sufficient to enable the preparation of financial statements that are free from material misstatement, whether due to fraud or error.

Auditor's Responsibility

Our responsibility is to express an auditor's opinion on these financial statements based on our audit. We conducted our audit in accordance with the professional requirements of the International Standards on Auditing. Those standards require that we comply with the ethical requirements and plan and perform the audit, so as to obtain reasonable assurance about whether the financial statements are free from material misstatement.

An audit involves performing procedures to obtain audit evidence about the amounts and disclosures in the financial statements. The procedures selected depend on the auditor's judgment, including the assessment of the risks of material misstatement of the financial statements, whether due to fraud or error. In making those risk assessments, the auditor considers the internal control system relevant to the company's preparation and fair presentation of the financial statements in order to design audit procedures that are appropriate in the circumstances, but not for the purpose of expressing an opinion on the effectiveness of the company's internal control system. An audit also includes evaluating the appropriateness of the accounting principles used and the reasonableness of accounting estimates made by the management, as well as evaluating the overall presentation of the financial statements.

We believe that the audit we have conducted provides a sufficient and appropriate basis for our auditor's opinion.

Opinion

In our opinion, the financial statements give a true and fair view of the financial position of First Investment Bank AD as at 31 December 2015, and of its financial performance and its cash flows for the year then ended in accordance with International Financial Reporting Standards as adopted by the European Union.

Report on other legal and supervisory requirements

We have checked the annual activity report of First Investment Bank AD as regards the correspondence between the annual report and the annual financial statements for the same reporting period in compliance with the provisions of the Accountancy Act.

As a result we confirm that the financial data contained in the annual report corresponds to the annual financial statements as at 31 December 2015.

Stoyanka Apostolova
*Expert Accountant, Registered
Auditor*

Nedyalko Apostolov
Manager

BDO Bulgaria OOD
Sofia, 11.03.2015

FIRST INVESTMENT BANK AD

UNCONSOLIDATED FINANCIAL STATEMENTS
FOR THE YEAR ENDED 31 DECEMBER 2015
WITH INDEPENDENT AUDITOR'S REPORT THEREON

Unconsolidated statement of comprehensive income for the year ended 31 December 2015
in BGN '000

	Note	2015	2014
Interest income		470,650	503,731
Interest expense		(218,270)	(227,462)
Net interest income	6	252,380	276,269
Fee and commission income		99,384	101,450
Fee and commission expense		(17,914)	(19,421)
Net fee and commission income	7	81,470	82,029
Net trading income	8	11,340	12,934
Other net operating income	9	62,785	14,060
TOTAL INCOME FROM BANKING OPERATIONS		407,975	385,292
Administrative expenses	10	(172,518)	(178,310)
Allowance for impairment	11	(327,422)	(291,827)
Other income, net	12	106,305	119,406
PROFIT BEFORE TAX		14,340	34,561
Income tax expense	13	(1,797)	(3,980)
NET PROFIT		12,543	30,581
Other comprehensive income for the period			
Items which should or may be reclassified as profit or loss			
Revaluation reserve on available for sale investments		4,430	3,811
Total other comprehensive income		4,430	3,811
TOTAL COMPREHENSIVE INCOME		16,973	34,392

The statement of comprehensive income is to be read in conjunction with the notes to and forming part of the financial statements set out on pages 5 to 67.

Vassil Christov <i>Chief Executive Officer</i>	Svetoslav Moldovansky <i>Chief Operations Officer</i>	Maya Oyfalosh <i>Chief Corporate Banking Officer</i>
---	--	---

Dimitar Kostov <i>Chief Risk Officer</i>	Yanko Karakolev <i>Director of Finance</i>
---	---

According to independent auditor's report: Nedyalko Apostolov <i>Partner</i>	<i>BDO Bulgaria OOD</i>	Stoyanka Apostolova <i>Registered auditor</i>
--	-------------------------	--

Unconsolidated statement of the financial position as at 31 December 2015
in BGN '000

	Note	2015	2014
ASSETS			
Cash and balances with Central Banks	14	1,489,865	1,629,121
Financial assets held for trading	15	9,913	8,887
Available for sale investments	16	507,269	449,303
Financial assets held to maturity	17	56,354	29,253
Loans and advances to banks and other financial institutions	18	109,435	80,559
Loans and advances to customers	19	5,131,731	5,734,295
Property and equipment	20	101,572	104,806
Intangible assets	21	10,660	13,410
Derivatives held for risk management		3,357	4,019
Current tax assets		1,847	94
Repossessed assets	23	926,336	517,391
Investment Property	23a	206,244	-
Investments in subsidiaries	23b	36,357	36,371
Other assets	23c	90,447	38,326
TOTAL ASSETS		8,681,387	8,645,835
LIABILITIES AND CAPITAL			
Due to banks	24	10,344	10,229
Due to other customers	25	7,002,880	6,507,864
Ministry of Finance deposit	25a	450,922	901,844
Liabilities evidenced by paper	26	133,802	177,544
Perpetual debt	27	45,528	103,160
Hybrid debt	28	202,044	195,447
Deferred tax liability	22	5,214	3,333
Current tax liabilities		409	912
Other liabilities	29	84,862	17,093
TOTAL LIABILITIES		7,936,005	7,917,426
Issued share capital	30	110,000	110,000
Share premium	30	97,000	97,000
Statutory reserve	30	39,861	39,861
Revaluation reserve on available for sale investments		11,273	6,843
Revaluation reserve on property		4,500	4,500
Retained earnings	30	482,748	470,205
TOTAL SHAREHOLDERS' EQUITY		745,382	728,409
TOTAL LIABILITIES AND GROUP EQUITY		8,681,387	8,645,835

The statement of the financial position is to be read in conjunction with the notes to and forming part of the financial statements set out on pages 5 to 67.

 Vassil Christov
Chief Executive Officer

 Svetoslav Moldovansky
Chief Operations Officer

 Maya Oyfalosh
Chief Corporate Banking Officer

 Dimitar Kostov
Chief Risk Officer

 Yanko Karakolev
Director of Finance

 According to independent auditor's report:
 Nedyalko Apostolov
Partner

BDO Bulgaria OOD

 Stoyanka Apostolova
Registered auditor

Unconsolidated statement of cash flows for the year ended 31 December 2015
in BGN '000

	2015	2014
Net cash flow from operating activities		
Net profit	12,543	30,581
Adjustment for non-cash items		
Allowance for impairment	327,422	291,827
Net interest income	(252,380)	(276,269)
Depreciation and amortization	17,150	18,966
Tax expense	1,797	3,980
(Profit) from sale and write-off of tangible and intangible fixed assets, net	(105)	(74)
(Profit) from sale of other assets, net	(3,199)	(161,239)
	103,228	(92,228)
Change in operating assets		
(Increase) in financial instruments held for trading	(1,014)	(2,353)
(Increase) in available for sale investments	(53,912)	(81,164)
Decrease in loans and advances to banks and financial institutions	7,267	16,615
(Increase) in loans to customers	(286,979)	(169,072)
(Increase)/decrease in other assets	(51,280)	16,623
	(385,918)	(219,351)
Change in operating liabilities		
Increase in due to banks	115	18,701
Increase in amounts owed to other depositors	66,152	193,495
Net increase in other liabilities	67,591	7,417
	133,858	219,613
Interest received	501,782	438,681
Interest paid	(236,687)	(271,869)
Dividends received	1,290	546
Tax on profit, paid	(2,666)	(3,740)
	114,887	71,652
NET CASH FLOW FROM OPERATING ACTIVITIES	114,887	71,652
Cash flow from investing activities		
(Purchase) of tangible and intangible fixed assets	(11,461)	(11,204)
Sale of tangible and intangible fixed assets	400	382
Sale of other assets	30,457	200,907
(Increase)/decrease of investments	(139,025)	177,976
	(119,629)	368,061
NET CASH FLOW FROM INVESTING ACTIVITIES	(119,629)	368,061
Financing activities		
(Decrease) in borrowings	(43,655)	(40,981)
Repayment of subordinated debt	-	(24,655)
Repayment of perpetual debt	(54,762)	-
	(98,417)	(65,636)
NET CASH FLOW FROM FINANCING ACTIVITIES	(98,417)	(65,636)
NET (DECREASE)/INCREASE IN CASH AND CASH EQUIVALENTS	(103,159)	374,077
CASH AND CASH EQUIVALENTS AT THE BEGINNING OF PERIOD	1,682,887	1,308,810
CASH AND CASH EQUIVALENTS AT THE END OF PERIOD (See Note 32)	1,579,728	1,682,887

The cash flow statement is to be read in conjunction with the notes to and forming part of the financial statements set out on pages 5 to 67.

Vassil Christov
 Chief Executive Officer

Svetoslav Moldovansky
 Chief Operations Officer

Maya Oyfalosh
 Chief Corporate Banking Officer

Dimitar Kostov
 Chief Risk Officer

Yanko Karakolev
 Director of Finance

According to independent auditor's report:
 Nedyalko Apostolov
 Partner

BDO Bulgaria OOD

Stoyanka Apostolova
 Registered auditor

Unconsolidated statement of shareholders' equity for the year ended 31 December 2015
in BGN '000

	Issued share capital	Share premium	Retained earnings	Revaluation reserve on available for sale investments	Revaluation reserve on property	Statutory reserve	Total
Balance at 01 January 2014	110,000	97,000	284,211	3,032	4,500	39,861	538,604
Total comprehensive income for the period							
Net profit for 2014	-	-	30,581	-	-	-	30,581
Other comprehensive income for the period							
Revaluation reserve on available for sale investments	-	-	-	3,811	-	-	3,811
Gain on bargain purchase of subsidiary recognised at merger	-	-	152,310	-	-	-	152,310
Unionbank EAD profit for the five month period from October 2013 to February 2014 recognised at merger	-	-	3,103	-	-	-	3,103
Balance at 31 December 2014	110,000	97,000	470,205	6,843	4,500	39,861	728,409
Total comprehensive income for the period							
Net profit for 2015	-	-	12,543	-	-	-	12,543
Other comprehensive income for the period							
Revaluation reserve on available for sale investments	-	-	-	4,430	-	-	4,430
Balance at 31 December 2015	110,000	97,000	482,748	11,273	4,500	39,861	745,382

The statement of changes in equity is to be read in conjunction with the notes to and forming part of the financial statements set out on pages 5 to 67.

The financial statements have been approved by the Managing Board on 11 March 2016 and signed on its behalf by:

Vassil Christov
 Chief Executive Officer

Svetoslav Moldovansky
 Chief Operations Officer

Maya Oyfalosh
 Chief Corporate Banking Officer

Dimitar Kostov
 Chief Risk Officer

Yanko Karakolev
 Director of Finance

According to independent auditor's report:
 Nedyalko Apostolov
 Partner

BDO Bulgaria OOD

Stoyanka Apostolova
 Registered auditor

Notes to the financial statements

1 Basis of preparation

(a) Statute

First Investment Bank AD (the Bank) is incorporated in the Republic of Bulgaria and has its registered office in Sofia, at 37 Dragan Tzankov Blvd.

The Bank has a general banking license issued by the Bulgarian National Bank (BNB) according to which it is allowed to conduct all banking transactions permitted by Bulgarian legislation.

The Bank has foreign operations in Cyprus.

Following the successful Initial Public Offering of new shares at the Bulgarian Stock Exchange – Sofia, on June 13th 2007 the Bank was registered as a public company in the Register of the Financial Supervision Commission pursuant to the provisions of the Law on the Public Offering of Securities.

(b) Statement of compliance

The unconsolidated financial statements were drawn up in accordance with the International Financial Reporting Standards (IFRS) endorsed by the European Commission.

The preparation of financial statements in conformity with IFRS requires the use of certain critical accounting estimates. It also requires management to exercise its judgement in the process of applying the Bank's accounting policies. The areas involving a higher degree of judgement or complexity, or areas where assumptions and estimates are significant to the financial statements, are disclosed in Note 2 (p).

(c) Presentation

The financial statements are presented in Bulgarian Leva (BGN) rounded to the nearest thousand.

The financial statements are prepared on a fair value basis for derivative financial instruments, financial assets and liabilities held for trading, and available-for-sale assets, except those for which a reliable measure of fair value is not available. Other financial assets and liabilities and non-financial assets and liabilities are stated at amortised cost or historical cost convention.

The present financial statements of the Bank are not consolidated. These individual financial statements form an integral part of the consolidated financial statements. Information about the basic earnings per share is given in the consolidated financial statements.

(d) New standards, amendments and interpretations effective as of 1 January 2015

The following amendments to the existing standards issued by the International Accounting Standards Board and adopted by the EU are effective for the current period:

- Annual Improvements 2011 - 2013 (issued on 12 December 2013), effective 1 July 2014, endorsed by the EU on 18 December 2014, published in the Official Journal on 19 December 2014; EU effective date 01 January 2015
- IFRIC 21 Levies (issued on 20 May 2013) effective 1 January 2014, endorsed by the EU on 13 June 2014, published in the Official Journal on 14 June 2014; EU effective date 17 June 2014

The adoption of these amendments to the existing standards has not led to any changes in the company's accounting policies.

2 Significant accounting policies

(a) Income recognition

(i) Interest income

Interest income and expense is recognised in the profit or loss as it accrues, taking into account the effective yield of the asset (liability) or an applicable floating rate. The effective interest rate is the rate that exactly discounts the estimated future cash payments and receipts through the expected life of the financial asset or liability to the carrying amount of the financial asset or liability. When calculating the effective interest rate, the Bank estimates future cash flows considering all contractual terms of the financial instrument but not future credit losses.

The calculation of the effective interest rate includes all fees paid or received as well as discount and premiums which are an integral part of the effective interest rate. Transaction costs include incremental costs that are directly attributable to the acquisition or issue of a financial asset or liability.

Notes to the financial statements**(ii) Fees and Commissions**

Fee and commission income arises on financial services provided by the Bank and is recognised in profit or loss when the corresponding service is provided.

(iii) Net trading income

Net gains (losses) on financial assets and liabilities held for trading includes those gains and losses arising from disposals and changes in the fair value of financial assets and liabilities held for trading as well as trading income in dealing with foreign currencies and exchange differences from daily revaluation of the net open foreign currency position of the Bank.

(iv) Dividend income

Dividend income is recognised when the right to receive income is established. Usually this is the ex-dividend date for equity securities.

(b) Basis of consolidation of subsidiaries

Investments in subsidiaries are stated at cost.

(c) Foreign currency transactions**(i) Functional and presentation currency**

The financial statements are presented in Bulgarian leva, which is the Bank's functional and presentation currency.

(ii) Transactions and balances

Transactions in foreign currencies are translated into the respective functional currencies of the operations at the spot exchange rates at the dates of the transactions. Monetary assets and liabilities denominated in foreign currencies at the reporting date are translated into the functional currency at the spot exchange rate at that date. Foreign currency differences arising on translation are difference between amortised cost in functional currency in the beginning of period, adjusted with effective interest and received payments during the period, and amortised cost in foreign currency at the spot exchange rate at the reporting date. Non-monetary assets and liabilities denominated in foreign currencies that are measured at fair value are retranslated into the functional currency at the spot exchange rate at the date that the fair value was determined.

(iii) Foreign operations

The functional currency of the foreign operations in Cyprus is determined by the management to be the Euro. In determining the functional currency of the foreign operations, the Bank takes into account the fact that they are carried out as an extension of the reporting entity.

(d) Financial assets

The Bank classifies its financial assets in the following categories: financial assets at fair value through profit or loss; loans and receivables; held-to-maturity investments; and available-for-sale financial assets. Management determines the classification of its investments at initial recognition.

(i) Financial assets at fair value through profit or loss

This category has two sub-categories: financial assets held for trading, and those designated at fair value through profit or loss at inception. A financial asset is classified in this category if acquired principally for the purpose of selling in the short term or if so designated by management because its performance is assessed and monitored on the basis of its fair value. Derivatives are also categorised as held for trading unless they are designated as hedges.

(ii) Loans and receivables

Loans and receivables are non-derivative financial assets with fixed or determinable payments that are not quoted in an active market. They arise when the Bank provides money, goods or services directly to a debtor with no intention of trading the receivable.

(iii) Held-to-maturity

Held-to-maturity investments are non-derivative financial assets with fixed or determinable payments and fixed maturities that the Bank's management has the positive intention and ability to hold to maturity. Were the Bank to sell or re-classify other than an insignificant amount of held-to-maturity assets, the entire category would be tainted and reclassified as available for sale.

Notes to the financial statements**2 Significant accounting policies, continued****(d) Financial assets, continued****(iv) Available-for-sale**

Available-for-sale investments are those intended to be held for an indefinite period of time, which may be sold in response to needs for liquidity or changes in interest rates, exchange rates or equity prices.

(v) Recognition

Purchases and sales of financial assets at fair value through profit or loss, held to maturity and available for sale are recognised on the date of the actual delivery of the assets. Loans are recognised when cash is advanced to the borrowers. Financial assets are initially recognised at fair value plus, in the case of a financial asset not at fair value through profit or loss, transaction costs.

(vi) Measurement

Available-for-sale financial assets and financial assets at fair value through profit or loss are subsequently carried at fair value. Loans and receivables and held-to-maturity investments are carried at amortised cost using the effective interest method. Gains and losses arising from changes in the fair value of the 'financial assets at fair value through profit or loss' category are recognised in profit or loss. Gains and losses arising from changes in the fair value of available-for-sale financial assets are recognised in other comprehensive income, until the financial asset is derecognised or impaired. At this time the cumulative gain or loss previously recognised in other comprehensive income is reclassified in profit or loss.

Interest calculated using the effective interest method is recognised in profit or loss. Dividends on equity instruments are recognised in profit or loss when the Bank's right to receive payment is established.

(vii) Fair value measurement principles

Fair value is the price that would be received to sell an asset or paid to transfer a liability in an orderly transaction between market participants at the measurement date in the principal, or in its absence, the most advantageous market to which the Bank has access at that date. The fair value of a liability reflects its non-performance risk.

When applicable, the Bank measures the fair value of an instrument using the quoted price in an active market for that instrument. A market is regarded as active if transactions for the asset or liability take place with sufficient frequency and volume to provide pricing information on an ongoing basis.

When there is no quoted price in an active market, the Bank uses valuation techniques that maximise the use of relevant observable inputs and minimise the use of unobservable inputs. The chosen valuation technique incorporates all the factors that market participants would take into account in pricing a transaction.

Notes to the financial statements

2 Significant accounting policies, continued

(d) Financial assets, continued

(vii) Fair value measurement principles, continued

The best evidence of the fair value of a financial instrument at initial recognition is normally the transaction price – i.e. the fair value of the consideration given or received. If the Bank determines that the fair value at initial recognition differs from the transaction price and the fair value is evidenced neither by a quoted price in an active market for an identical asset or liability nor based on a valuation technique that uses only data from observable markets, the financial instrument is initially measured at fair value, adjusted to defer the difference between the fair value at initial recognition and the transaction price. Subsequently, that difference is recognised in profit or loss on an appropriate basis over the life of the instrument but no later than when the valuation is supported wholly by observable market data or the transaction is closed out.

If an asset or a liability measured at fair value has a bid price and an ask price, the Bank measures assets and long positions at a bid price and liabilities and short positions at an ask price.

The Bank which holds portfolios of financial assets and financial liabilities is exposed to market risk and credit risk. If the Bank manages these portfolios on the basis of its net exposure either to market risk or credit risk, the fair value is measured on the basis of a price that would be received to sell a net long position or paid to transfer a net short position for a particular risk exposure. Those portfolio-level adjustments are allocated to the individual assets and liabilities on the basis of the relative risk adjustment of each of the individual instruments in the portfolio.

The Bank recognises transfers between levels of the fair value hierarchy as of the end of the reporting period during which the change has occurred.

(viii) Derecognition

The Bank derecognises a financial asset when the contractual rights to the cash flows from the financial asset expire, or when the Bank transfers these rights in a transaction in which substantially all the risks and rewards of ownership of the financial assets are transferred to the buyer. Any interest in transferred financial assets that is created or retained by the Bank is recognised as a separate asset or liability.

The Bank derecognises a financial liability when its contractual obligations are discharged or cancelled or expire.

The Bank enters into transactions whereby it transfers financial assets recognised in its statement of financial position, but retains either all or substantially all risks and rewards of the transferred asset. If all or substantially all risks and rewards are retained, then the transferred assets are not derecognised in the statement of financial position (an example of such transactions are repo deals).

In transactions in which the Bank neither retains nor transfers substantially all the risks and rewards of ownership of a financial asset, it derecognises the asset if it does not retain control over the asset. The rights and obligations retained in the transfer are recognised separately as assets and liabilities as appropriate. In transfers in which, control over the asset is retained, the Bank continues to recognise the asset to the extent of its continuing involvement, determined by the extent to which it is exposed to changes in the value of the transferred asset.

(e) Cash and cash equivalents

Cash and cash equivalents comprise cash balances on hand, cash deposited with the central bank and short-term highly liquid accounts and advances to banks with original maturity of up to three months.

(f) Investments

Investments that the Bank holds for the purpose of short-term profit taking are classified as financial assets for trading. Debt investments that the Bank has the intent and ability to hold to maturity are classified as held-to-maturity assets. Other investments are classified as available-for-sale assets.

(g) Securities borrowing and lending business and repurchase transactions

(i) Securities borrowing and lending

Investments lent under securities lending arrangements continue to be recognised in the statement of financial position and are measured in accordance with the accounting policy for assets held for

Notes to the financial statements

trading or available-for-sale as appropriate. Cash collateral received in respect of securities lent is recognised as liabilities to either banks or customers. Investments borrowed under securities borrowing agreements are not recognised. Cash collateral placements in respect of securities borrowed are recognised under loans and advances to either banks or customers. Income and expenses arising from the securities borrowing and lending business are recognised on an accrual basis over the period of the transactions and are included in interest income or expense.

(ii) Repurchase agreements

The Bank enters into purchases (sales) of investments under agreements to resell (repurchase) substantially identical investments at a certain date in the future at a fixed price. Investments purchased subject to commitments to resell them at future dates are not recognised. The amounts paid are recognised in loans to either banks or customers. The receivables are shown as collateralised by the underlying security. Investments sold under repurchase agreements continue to be recognised in the statement of financial position and are measured in accordance with the accounting policy for either assets held for trading or available-for-sale as appropriate. The proceeds from the sale of the investments are reported as liabilities to either banks or customers.

The difference between the purchase (sale) and resell (repurchase) considerations is recognised on an accrual basis over the period of the transaction and is included in interest income (expenses).

(h) Borrowings

Borrowings are recognised initially at 'cost', being their issue proceeds (fair value of consideration received) net of transaction costs incurred. Borrowings are subsequently stated at amortised cost and any difference between net proceeds and the redemption value is recognized in profit or loss over the period of the borrowings using the effective yield method.

If the Bank purchases its own debt, it is removed from the statement of financial position and the difference between the carrying amount of a liability and the consideration paid is included in other operating income.

(i) Offsetting

Financial assets and liabilities are offset and the net amount is reported in the statement of financial position when the Bank has a legally enforceable right to set off the recognised amounts and the transactions are intended to be settled on a net basis.

(j) Impairment of Assets

The carrying amounts of the Bank's assets are reviewed at each balance sheet date to determine whether there is any indication of impairment. If any such indication exists, the asset's recoverable amount is estimated. An impairment loss is recognised whenever the carrying amount of an asset or its cash-generating unit exceeds its recoverable amount. Impairment losses are recognised in profit or loss.

(i) Loans and advances

A financial asset is impaired or an impairment loss is recognised, provided that there is objective evidence of impairment ensuing from one or more events which occurred after the initial recognition of the asset and this event (or events) leading to loss has affected the estimated future cash flows from the financial asset.

Events leading to loss are traceable and provable facts and events which give grounds to believe that a given exposure may not be serviced as it is stipulated in the contract or that part of the debt may remain unrecoverable. The Bank assumes that such events are: significant financial difficulty of the borrower; a breach of contract, such as a default or delinquency in interest or principal payments; it becoming probable that the borrower will enter bankruptcy; where due to economic or legal reasons relating to the borrower's financial standing the Bank makes concessions which it would not otherwise have made; expected negative impact on the borrower's cash flow due to financial difficulties of a related party.

Exposures for which events leading to loss have been registered, where such events are expected to have a significant impact on future cash flows, are categorized as non-performing and are subject to specific impairment (calculated on the basis of individual cash flow or using the portfolio principle).

The Bank applies the principles of individual and portfolio assessment of risk exposures depending on the exposure classification (performing/non-performing) and size. For all non-performing exposures specific impairment is calculated on the basis of the individual cash flow, for individually significant

Notes to the financial statements

exposures, or – portfolio assessment for all other exposures. As regards performing exposures the Bank applies the portfolio principle of assessment (taking into account losses that have occurred but have not been recognised), grouping exposures with similar credit risk characteristics.

All exposures which are not impaired individually are subject to portfolio impairment based on common credit risk characteristics. The characteristics (business segment, availability of resources, days overdue) have been chosen so, that they can be sufficient indicators of the borrowers' ability to pay all amounts due according to the contractual terms of the assessed assets. The combination of these credit characteristics determines the major risk parameters of an exposure (probability of default, exposure at default, maturity, etc.) and the impairment loss which has to be recognised.

Loans and advances are presented net of specific and general allowances for impairment. The carrying amount of the asset is reduced through use of an allowance account.

Fully impaired risk exposures are written off where there is reasonable grounds to believe that all financially sound means for limiting the loss have been exhausted.

Impairment losses are recognised in profit or loss. If in a subsequent period the amount of an impairment loss decreases and the decrease can be linked objectively to an event occurring after the write down, the allowance reversal is recognised in profit or loss.

(ii) Available for sale financial assets

When a decline in the fair value of an available-for-sale financial asset has been recognised directly in equity and there is objective evidence that the asset is impaired, the cumulative loss that had been recognised directly in equity is removed from equity and recognised in profit or loss. The amount of the cumulative loss that is removed from equity and recognised in profit or loss is the difference between the acquisition cost (net of any principal repayment and amortisation) and current fair value, less any impairment loss on that financial asset previously recognised in profit or loss.

If, in a subsequent period, the fair value of a financial instrument classified as available for sale increases and the increase can be objectively related to an event occurring after the impairment loss was recognised in profit or loss, the impairment loss is reversed, with the amount of the reversal recognised in profit or loss. Any subsequent increase in the fair value of impaired equity security, available for sale, is recognized directly in the comprehensive income.

(k) Property and equipment

Land and buildings are presented in the statement of financial position at their revalued amount which is the fair value of the asset as at the date of revaluation less any subsequent amortisation and depreciation and accumulated impairment losses. All others classes of items of property, plant and equipment are stated in the statement of financial position at their acquisition cost less accumulated depreciation and allowance for impairment.

Depreciation is calculated on a straight line basis at prescribed rates designed to decrease the cost or valuation of fixed assets over their expected useful lives. The annual rates of amortisation are as follows:

Assets	%
• Buildings	3 - 4
• Equipment	10 - 50
• Fixtures and fittings	10 - 15
• Motor vehicles	20
• Leasehold Improvements	2 - 50

Assets are not depreciated until they are brought into use and transferred from assets in the course of construction into the relevant asset category.

(l) Intangible assets

Intangible assets acquired by the Bank are stated at cost, less accumulated amortisation and any impairment losses.

Amortisation is calculated on a straight-line basis over the expected useful life of the asset. The annual rates of amortisation are as follows:

Assets	%
• Licences	10 - 15
• Software and licences	8 - 50

Notes to the financial statements

(m) Investment Property

Investment property is property (land or a building or part of a building or both) held to earn rentals or for capital appreciation or both. The Bank has chosen for its accounting policy to account for investment property using the fair value model and applies this to all its investment property. Investment properties are initially measured at cost and are subsequently measured using the fair value model, and the revaluation income and expense is recognised in the profit for period in which they occurred. The reclassification of repossessed assets reported as inventories into investment properties is possible only where a contract to rent out the respective property has been signed. The fair value of assets constituting investment property was determined by independent property assessors holding recognised professional qualification and recent experience in assessing property with similar location and category, using reliable techniques for determining fair values.

(n) Provisions

A provision is recognised in the statement of financial position when the Bank has a legal or constructive obligation as a result of a past event, it is probable that an outflow of economic benefits will be required to settle the obligation and a reliable assessment of the amount due can be made. If the effect is material, provisions are determined by discounting the expected future cash flows at a pre-tax rate that reflects current market assessments of the time value of money and, where appropriate, the risks specific to the liability.

(o) Acceptances

An acceptance is created when the Bank agrees to pay, at a stipulated future date, a draft drawn on it for a specified amount. The Bank's acceptances primarily arise from documentary credits stipulating payment to be made a certain number of days after receipt of required documents. The Bank negotiates most acceptances to be settled at a later date following the reimbursement from the customers. Acceptances are accounted for as liabilities evidenced by paper.

(p) Off balance sheet commitments

In the ordinary course of its business, the Bank enters into off-statement of financial position commitments such as guarantees and letters of credit. The Bank recognizes provision for off-statement of financial position commitments when it has a present obligation as a result of a past event, when it is probable that an outflow of resources embodying economic benefit will be required to settle the obligation, and when a reliable estimate can be made of the obligation.

(q) Taxation

Tax on the profit for the year comprises current tax and the change in deferred tax. Current tax comprises tax payable calculated on the basis of the expected taxable income for the year, using the tax rates enacted by the statement of financial position date, and any adjustment of tax payable for previous years.

Deferred tax is provided using the balance sheet liability method on all temporary differences between the carrying amounts for financial reporting purposes and the amounts used for taxation purposes.

Deferred tax is calculated on the basis of the tax rates that are expected to apply to the period when the asset is realised or the liability is settled. The effect on deferred tax of any changes in tax rates is charged to profit or loss, except to the extent that it relates to items previously recognised either in other comprehensive income or directly in equity.

A deferred tax asset is recognised only to the extent that it is probable that future taxable profits will be available against which the unused tax losses and credits can be utilised. Deferred tax assets are reduced to the extent that it is no longer probable that the related tax benefit will be realised.

(r) Critical accounting estimates and judgements in applying accounting policies

The Bank makes estimates and assumptions that affect the reported amounts of assets and liabilities within the next financial year. Estimates and judgements are continually evaluated and are based on historical experience and other factors, including expectations of future events that are believed to be reasonable under the circumstances.

Information on the valuations and the valuation uncertainty, for which there is a significant risk of change as of 31 December 2015 are stated below and are related to the impairment of financial instruments, income tax and the following notes related to other elements of the financial statements:

Notes to the financial statements

- Note 5 - determining of the fair value of the financial instruments through valuation techniques, in which the input data for the financial assets and liabilities are not based on the available market information.
- Note 20 - determining of the fair value of land and buildings through valuation techniques, in which the input data for the assets are not based on available market information.

(i) Impairment losses on loans and advances

The Bank reviews its loan portfolios to assess impairment on a monthly basis. In determining whether an impairment loss should be recorded in profit or loss, the Bank makes judgements as to whether there is any observable data indicating that there is a measurable decrease in the estimated future cash flows from a portfolio of loans before the decrease can be identified with an individual loan in that portfolio. This evidence may include observable data indicating that there has been an adverse change in the payment status of borrowers in a group, or national or local economic conditions that correlate with defaults on assets in the group.

Individual impairment on loans and advances of the Bank is based on the best assessment of the Management for the present value of future cash flows. When evaluating these cash flows the Management makes an assessment of the financial position of every borrower and the net realizable value of the collateral of the loan. Each impaired asset is assessed individually while the strategy for reimbursement and the evaluation of the cash flows, considered as reimbursable, are approved independently by the Restructuring Committee. Cash flows could be realized from loan repayments, sale of the collateral, operations with the collateral and others depending on the individual situation and the terms of the loan contract. The expected net realizable value of the collateral is regularly reviewed and it is based on a combination of internal appraisal of the fair value, conducted by internal appraisers, and external independent appraisal reports. The expected future cash flows are discounted at the initial effective interest rate of the financial asset.

Group impairment covers loan losses inherent to a loan portfolio with similar loan characteristics, when there is objective evidence, that it contains impaired loans, but specific impaired positions could still not be identified. In assessing the need for group impairment Management uses estimates based on historical loss experience for assets with credit risk characteristics and objective evidence of impairment similar to those in the portfolio when scheduling its future cash flows. The methodology and assumptions used for estimating both the amount and timing of future cash flows are reviewed regularly to reduce any differences between loss estimates and actual loss experience. The accuracy of the impairment depends on the evaluation of the future cash flows when determining the individual impairment and on the assumptions made and the parameters used in the model when determining the group impairment.

(ii) Impairment of repossessed assets from collaterals

Assets accepted as collateral are recognized at the lower of the cost and the net realizable value. When evaluating the net realizable value of the assets the Management prepares several models for appraisal (e.g. discounted cash flows) and makes comparison to available market data (e.g. similar market transactions, offers from potential buyers).

(iii) Income taxes

The Bank is subject to income taxes in numerous jurisdictions. Significant estimates are required in determining the worldwide provision for income taxes. There are many transactions and calculations for which the ultimate tax determination is uncertain during the ordinary course of business. The Bank recognises liabilities for anticipated tax audit issues based on estimates of whether additional taxes will be due. Where the final tax outcome of these matters is different from the amounts that were initially recorded, such differences will impact the income tax and deferred tax provisions in the period in which such determination is made.

(s) Employee benefits

Defined contribution plans

A defined contribution plan is a post-employment benefit plan under which an entity pays fixed contributions into a separate entity and will have no legal or constructive obligation to pay further amounts. The Government of Bulgaria is responsible for providing pensions in Bulgaria under a defined contribution pension plan. The Bank's contributions to the defined contribution pension plan are recognised as an employee benefit expense in profit or loss in the periods during which services are rendered by employees.

Notes to the financial statements

Defined benefit plans

A defined benefit plan is a post-employment benefit plan other than a defined contribution plan. The Bank's net obligation in respect of defined benefit plans is calculated by estimating the amount of future benefit that employees have earned in return for their service in the current and prior periods; that benefit is discounted to determine its present value.

The Bank has an obligation to pay certain amounts to each employee who retires with the Bank in accordance with Art. 222, § 3 of the Labor Code.

According to these regulations in the LC, when a labor contract of a bank's employee, who has acquired a pension right, is ended, the Bank is obliged to pay him compensations amounted to two gross monthly salaries.

Where the employee has been with the same employer for the past 10 years, this employee is entitled to a compensation amounting to six gross monthly salaries.

As at balance sheet date, the Management of the Bank estimates the approximate amount of the potential expenditures for every employee using the projected unit credit method.

For the last two years the Bank has prepared estimates for the due provisions for pensions and has not identified significant liabilities.

Termination benefits

Termination benefits are recognised as an expense when the Bank is committed demonstrably, without realistic possibility of withdrawal, to a formal detailed plan to either terminate employment before the normal retirement date, or to provide termination benefits as a result of an offer made to encourage voluntary redundancy. Termination benefits for voluntary redundancies are recognised as an expense if the Bank has made an offer of voluntary redundancy, it is probable that the offer will be accepted, and the number of acceptances can be estimated reliably. If benefits are payable more than 12 months after the reporting period, then they are discounted to their present value.

Short-term employee benefits

Short-term employee benefit obligations are measured on an undiscounted basis and are expensed as the related service is provided.

A liability is recognised for the amount expected to be paid under short-term cash bonus or profit-sharing plans if the Bank has a present legal or constructive obligation to pay this amount as a result of past service provided by the employee, and the obligation can be estimated reliably. The Bank recognises as a liability the undiscounted amount of the estimated costs related to annual leave expected to be paid in exchange for the employee's service for the period completed.

(t) New standards and interpretations not yet effective

Standards, interpretations and amendments in standards that are issued by IASB and endorsed by EU but not yet effective

- Amendments to IAS 19 Employee Benefits – Defined Benefit Plans: Employee Contributions (issued on 21 November 2013), effective 1 July 2014, endorsed by the EU on 17 December 2014, published in the Official Journal on 9 January 2015, EU effective date 1 February 2015
- Annual Improvements 2010 – 2012 (issued on 12 December 2013), effective 1 July 2014, endorsed by the EU on 17 December 2014, published in the Official Journal on 09 January 2015; EU effective date 01 February 2015
- Amendments to IAS 16 and IAS 41: Bearer Plants (issued on 30 June 2014), effective 1 January 2016, endorsed by the EU on 23 November 2015, published in the Official Journal on 24 November 2015
- Amendments to IFRS 11: Accounting for Acquisitions of Interests in Joint Operations (issued on 6 May 2014), effective 1 January 2016, endorsed by the EU on 24 November 2015, published in the Official Journal on 25 November 2015
- Amendments to IAS 16 and IAS 38: Clarification of Acceptable Methods of Depreciation and Amortisation (issued on 12 May 2014), effective 1 January 2016, endorsed by the EU on 2 December 2015, published in the Official Journal on 3 December 2015

Notes to the financial statements

- Annual improvements to IFRSs 2012-2014 (issued on 25 September 2014), effective 1 January 2016, endorsed by the EU on 15 December 2015, published in the Official Journal on 16 December 2015
- Amendments to IAS 1: Disclosure Initiative (issued on 18 December 2014), effective 1 January 2016, endorsed by the EU on 18 December 2015, published in the Official Journal on 19 December 2015
- Amendments to IAS 27: Equity Method in Separate Financial Statements (issued on 12 August 2014), effective 1 January 2016, endorsed by the EU on 18 December 2015, published in the Official Journal on 23 December 2015

Documents issued by IASB/IFRICs not yet endorsed by the European Commission

These new or revised standards, new interpretations and amendments to existing standards that at the reporting date are already issued by the International Accounting Standards Board have not yet been endorsed by the EU and therefore are not taken into account by the Company in preparing these financial statements.

- IFRS 9 Financial Instruments (issued on 24 July 2014), effective 1 January 2018.
- IFRS 14 Regulatory Deferral Accounts (issued on 30 January 2014), effective 1 January 2016
- IFRS 15 Revenue from Contracts with Customers (issued on 28 May 2014) including amendments to IFRS 15: Effective date of IFRS 15 (issued on 11 September 2015), effective 1 January 2018
- Amendments to IFRS 10 and IAS 28: Sale or Contribution of Assets between an Investor and its Associate or Joint Venture (issued on 11 September 2014), IASB Effective Date has been deferred indefinitely
- Amendments to IFRS 10, IFRS 12 and IAS 28: Investment entities: Applying the Consolidation Exception (issued on 18 December 2014), effective 1 January 2016

3 Risk management disclosures

A. Trading activities

The Bank maintains active trading positions in a limited number of non-derivative financial instruments. Most of the Bank's trading activities are customer driven. In anticipation of customer demand, the Bank carries an inventory of money market instruments and maintains access to market liquidity by trading with other market makers. These activities constitute the proprietary trading business and enable the Bank to provide customers with money market products at competitive prices.

The Bank manages its trading activities by type of risk involved and on the basis of the categories of trading instruments held.

(i) Credit risk

The risk that counterparts to financial instruments might default on their obligations. Default risk is monitored on an ongoing basis subject to Group's internal risk management procedures and is controlled through minimum thresholds for the credit quality of the counterpart and setting limits on exposure amount. Exposures arising from trading activities are subject to total exposure limits and are authorised by the appropriate person or body as set out in credit risk management procedures.

Settlement risk is the risk of loss due to counterpart failing to deliver value (cash, securities or other assets) under contractually agreed terms. When trades are not cleared through clearing agent settlement risk is limited through simultaneous commencement of the payment and delivery legs.

(ii) Market risk

Market risk is the risk that the fair value or future cash flows of a financial instrument will fluctuate because of changes in market prices. The Bank assumes market risk when taking positions in debt instruments, equities, derivatives and foreign exchange transactions. These risks are managed by enforcing limits on positions taken and their risk sensitivities as measured by value-at-risk, duration or other measures appropriate for particular position in view of its sensitivity to risk factors. The major risk factors that affect Bank's trading activities are changes of interest rates (interest rate risk), changes of exchange rates (foreign exchange risk) and changes of equity prices (equity price risk).

Notes to the financial statements

Exposure to market risk is formally managed in accordance with risk limits for buying or selling instruments set by senior management .

The quantitative measurement of interest rate risk is performed by applying VaR (Value at Risk) approach. The Value at Risk estimates the maximum loss that could occur over specified horizon, under normal market conditions, due to adverse changes in market rates if the positions remain unchanged for the specified time interval. Value at risk is calculated using one day horizon and 99 per cent confidence level, meaning that there is 1% probability that a portfolio will incur a loss in one day greater than its VaR. Parameters of the VaR model are estimated on the basis of exponentially weighted historical price changes of risk factors.

The Value at Risk is calculated and monitored on a daily basis as part of the Bank's ongoing risk management. The following table summarises the range of interest VaR for all positions carried at fair value that was experienced in 2015:

	31 December	2015			31 December
<i>in BGN '000</i>	2015	average	low	high	2014
VaR	2,437	2,950	1,047	5,903	1,263

B. Non-trading activities

Below is a discussion of the various risks the Bank is exposed to as a result of its non-trading activities and the approach taken to manage those risks.

(i) Liquidity risk

Liquidity risk is the risk that the Bank will encounter difficulty in meeting obligations associated with financial liabilities. Liquidity risk arises in the general funding of the Bank's activities and in the management of positions. It includes both the risk of being unable to fund assets at appropriate maturity and rates and the risk of being unable to liquidate an asset at a reasonable price and in an appropriate time frame to meet the liability obligations.

Funds are raised using a broad range of instruments including deposits, other liabilities evidenced by paper, subordinated debt instruments and share capital.

This enhances funding flexibility, limits dependence on any one source of funds and generally lowers the cost of funds.

The Bank makes its best efforts to maintain a balance between continuity of funding and flexibility through the use of liabilities with a range of maturity. The Bank continually assesses liquidity risk by identifying and monitoring changes in funding required to meet business goals and targets set in terms of the overall Bank strategy.

After the bank-run at the end of June 2014, on 29 June 2014 the Bulgarian government provided the Bank with liquidity support at the amount of BGN 1.2 billion at 2.2% interest as part of the Liquidity Support for Bulgarian Banks – Bulgaria program № SA 38994 (2014/N), approved by the European Commission. Due to constraints in the state budget, this deposit was short-term and matured on 28 November 2014. The Bank returned BGN 300 million of the provided amount at maturity and Bulgaria applied for extension of the maturity for the remaining BGN 900 million for additional 18 months effective from this date.

The European Commission found that the liquidity support provided to the Bank until 28 May 2016 meets the requirements for the support to be classified as government assistance to banks and complies with the stricter requirements as per the Press Release to Banks from 2013.

On 12 November 2014 First Investment Bank AD provided the European Commission with a liquidity recovery plan. The Bank committed to repay the liquidity support on dates predetermined in the plan. First Investment Bank AD has committed to strengthening of liquidity, improvement of the corporate governance structure and risk management policies. In order to limit any distortion of competition caused by the support, the Bank has also committed to certain limitations for the period of using the support, which include no dividend payments, no use of aggressive business practices and no acquisitions.

An independent supervisor is monitoring the implementation of the plan and provides regular reports to the European Commission.

As at 31/12/2015 the Bank has fulfilled its commitments as per the liquidity recovery plan.

Notes to the financial statements

Taking into consideration the challenges of the external environment and more specifically the liquidity pressure from the end of June 2014, the Bank undertook increased measures for monitoring cash flows and early detect indicators of increased liquidity risk.

In compliance with the requirements of the Law on Credit Institutions, Ordinance No 7 of BNB for the organization and management of risks in banks and Directive 2014/59 / EU of the European Parliament and of the Council for establishing a framework for the recovery and resolution of credit institutions and investment firms transposed in the Law on the Recovery and Restructuring of Credit Institutions and Investment Intermediaries, First Investment Bank AD prepared a recovery plan if financial difficulties occur. It includes qualitative and quantitative early warning signals and indicators of recovery such as capital and liquidity indicators, income indicators, market-oriented indicators upon the occurrence of which recovery measures are triggered. Liquidity indicators include Liquidity Coverage Ratio (LCR); net withdrawal of financing; liquid assets to deposits by non-financial customers ratio; Net Stable Funding Ratio (NSFR). Different stress test scenarios related to idiosyncratic shock, system shock and aggregate shock have been prepared.

In case of liquidity pressure, there are systems in place to ensure prompt and adequate reaction which include obtaining additional funds from local and international markets through issuance of appropriate financial instruments depending on the specific case as well as sale of highly liquid assets. The levels of decision making are clearly determined.

In order to reduce the liquidity risk, preventive measures have been taken aimed to extend the maturity of borrowings from customers, to encourage long-term relationships with clients and to increase customer satisfaction. In order to adequately manage liquidity risk, the Bank monitors cash flows on a daily basis.

The Liquidity Board is the body that manages liquidity. One of the main ratios used by the Bank for managing liquidity risk is the ratio of total liquid assets to total borrowings.

	31.12.2015	31.12.2014
Liquid assets ratio	25.36%	25.68%

The following table provides an analysis of the financial assets and liabilities of the Bank into relevant maturity groupings based on the remaining periods to repayment.

Maturity table as at 31 December 2015

<i>in BGN '000</i>	Up to 1	From 1 to 3	From 3	More than 1	Maturity not	Total
	Month	Months	months to 1	year	defined	
Assets						
Cash and balances with Central Banks	1,489,865	-	-	-	-	1,489,865
Financial assets held for trading	9,913	-	-	-	-	9,913
Available for sale investments	501,481	-	-	-	5,788	507,269
Financial assets held to maturity	-	35,784	-	20,570	-	56,354
Loans and advances to banks and other financial institutions	82,668	-	18,711	8,056	-	109,435
Loans and advances to customers	557,958	223,281	1,080,662	3,269,830	-	5,131,731
Other financial assets, net	3,283	40	74	(40)	-	3,357
Total financial assets	2,645,168	259,105	1,099,447	3,298,416	5,788	7,307,924
Liabilities						
Due to banks	10,344	-	-	-	-	10,344
Due to other customers	2,149,926	761,312	2,736,393	1,355,249	-	7,002,880
Ministry of Finance deposit	-	-	450,922	-	-	450,922
Liabilities evidenced by paper	27,035	1,653	7,665	97,449	-	133,802
Perpetual debt	-	-	-	-	45,528	45,528
Hybrid debt	-	-	-	-	202,044	202,044
Total financial liabilities	2,187,305	762,965	3,194,980	1,452,698	247,572	7,845,520
Net liquidity gap	457,863	(503,860)	(2,095,533)	1,845,718	(241,784)	(537,596)

The table shows mainly investments available for sale with a maturity of up to 1 month in order to reflect the management's intent to sell them within a short-term period.

Notes to the financial statements
3 Risk management disclosures, continued
B. Non-trading activities, continued
(i) Liquidity risk, continued
Maturity table as at 31 December 2014

<i>in BGN '000</i>	Up to 1 Month	From 1 to 3 Months	From 3 months to 1 year	More than 1 year	Maturity not defined	Total
Assets						
Cash and balances with Central Banks	1,629,121	-	-	-	-	1,629,121
Financial assets held for trading	8,887	-	-	-	-	8,887
Available for sale investments	443,515	-	-	-	5,788	449,303
Financial assets held to maturity	-	9,773	-	19,480	-	29,253
Loans and advances to banks and other financial institutions	54,632	-	25,927	-	-	80,559
Loans and advances to customers	498,694	168,559	1,039,042	4,028,000	-	5,734,295
Other financial assets, net	3,517	104	398	-	-	4,019
Total financial assets	2,638,366	178,436	1,065,367	4,047,480	5,788	7,935,437
Liabilities						
Due to banks	10,229	-	-	-	-	10,229
Due to other customers	1,819,294	680,373	2,892,349	1,115,848	-	6,507,864
Ministry of Finance deposit	-	-	301,844	600,000	-	901,844
Liabilities evidenced by paper	46	3,248	24,841	149,409	-	177,544
Perpetual debt	-	-	-	-	103,160	103,160
Hybrid debt	-	-	-	-	195,447	195,447
Total financial liabilities	1,829,569	683,621	3,219,034	1,865,257	298,607	7,896,088
Net liquidity gap	808,797	(505,185)	(2,153,667)	2,182,223	(292,819)	39,349

The following table provides a remaining maturities analysis of the financial assets and liabilities of the Bank as at 31 December 2015 based on the contractual undiscounted cash flows.

<i>in BGN '000</i>	Up to 1 Month	From 1 to 3 Months	From 3 months to 1 year	More than 1 year	Total
Financial assets					
Cash and balances with Central Banks	1,489,865	-	-	-	1,489,865
Financial assets held for trading	9,913	-	-	-	9,913
Available for sale investments	501,481	-	-	5,788	507,269
Financial assets held to maturity	-	35,801	-	21,123	56,924
Loans and advances to banks and other financial institutions	82,668	-	18,711	8,056	109,435
Loans and advances to customers	638,920	258,300	1,296,188	4,340,681	6,534,089
Total financial assets	2,722,847	294,101	1,314,899	4,375,648	8,707,495
Financial liabilities					
Due to banks	10,344	-	-	-	10,344
Due to other customers	2,150,585	763,707	2,768,575	1,406,280	7,089,147
Ministry of Finance	-	-	454,041	-	454,041
Liabilities evidenced by paper	27,039	1,655	7,701	101,886	138,281
Perpetual debt	-	-	46,747	-	46,747
Hybrid debt	-	-	12,908	264,233	277,141
Total financial liabilities	2,187,968	765,362	3,289,972	1,772,399	8,015,701
Derivatives held for risk management					
For trading, outgoing cash flow	3,041	1,956	9,877	978	15,852
For trading, incoming cash flow	6,324	1,996	9,951	938	19,209
Cash flow from derivatives, net	3,283	40	74	(40)	3,357

Notes to the financial statements
3 Risk management disclosures, continued
B. Non-trading activities, continued
(i) Liquidity risk, continued

The following table provides a remaining maturities analysis of the financial assets and liabilities of the Bank as at 31 December 2014 based on the contractual undiscounted cash flows.

<i>in BGN '000</i>	Up to 1 Month	From 1 to 3 Months	From 3 months to 1 year	More than 1 year	Total
Financial assets					
Cash and balances with Central Banks	1,629,121	-	-	-	1,629,121
Financial assets held for trading	8,887	-	-	-	8,887
Available for sale investments	443,515	-	-	5,788	449,303
Financial assets held to maturity	-	9,779	-	20,142	29,921
Loans and advances to banks and other financial institutions	54,632	-	25,927	-	80,559
Loans and advances to customers	500,742	171,374	1,103,899	4,833,009	6,609,024
Total financial assets	2,636,897	181,153	1,129,826	4,858,939	8,806,815
Financial liabilities					
Due to banks	10,229	-	-	-	10,229
Due to other customers	1,820,227	684,343	2,951,179	1,173,879	6,629,628
Ministry of Finance	-	-	306,003	618,588	924,591
Liabilities evidenced by paper	46	3,263	25,228	170,180	198,717
Perpetual debt	-	4,988	61,914	46,747	113,649
Hybrid debt	-	-	-	277,141	277,141
Total financial liabilities	1,830,502	692,594	3,344,324	2,286,535	8,153,955
Derivatives held for risk management					
For trading, outgoing cash flow	5,525	2,921	8,899	-	17,345
For trading, incoming cash flow	9,042	3,025	9,297	-	21,364
Cash flow from derivatives, net	3,517	104	398	-	4,019

The expected cash flows of the Bank from some financial assets and liabilities are different from the cash flows as per the loan contract. The main differences are:

- There is an expectation that the deposits on demand will remain stable and will increase.
- Retail mortgages have original maturity of 25 years on average, but the expected average effective maturity is 14 years as some of the clients take advantage of the early repayment possibility.

As part of the liquidity risk management, the Bank keeps available liquid assets. They consist of cash, cash equivalents and debt securities, which could be sold immediately in order to provide liquidity.

Liquid assets

<i>in BGN '000</i>	31.12.2015	31.12.2014
Balances with BNB	829,211	820,051
Current accounts and amounts with other banks	742,034	855,234
Unencumbered debt securities	410,348	343,045
Gold	8,383	9,558
Total liquid assets	1,989,976	2,027,888

Reasonable liquidity management requires avoidance of concentration of the borrowings from large depositors. Analysis of the significant borrowings in terms of total amount is performed on a daily basis and the diversity of the total liabilities portfolio is supervised.

As at 31 December 2015 the thirty largest non-bank unguaranteed depositors represent 3.75% of total deposits from other customers (31 December 2014: 3.66%).

Notes to the financial statements
(ii) Market risk
Interest rate risk

Interest rate risk is the risk that the fair value or future cash flows of a financial instrument will fluctuate because of changes in market interest rates. The Bank's operations are subject to the risk of interest rate fluctuations to the extent that interest-earning assets and interest-bearing liabilities mature or reprice at different times or in differing amounts. In the case of floating rate assets and liabilities the Bank is also exposed to basis risk, which is the difference in repricing characteristics of the various floating rate indices, such as the Bulgarian Basic Interest Rate, the LIBOR and EURIBOR, although these indices tend to move in high correlation. In addition, the actual effect will depend on a number of other factors, including the extent to which repayments are made earlier or later than the contracted dates and variations in interest rate sensitivity within repricing periods and among currencies.

In order to quantify the interest rate risk of its non-trading activities, the Bank measures the impact of a change in the market rates both on net interest income and on the Bank's economic value defined as the difference between fair value of assets and fair value of liabilities. In March 2015 changes were made to the model for measuring interest rate risk for the loan portfolio, taking more accurate account of the specific features of the exposures from the point of view of repayment schedules and interest rate thresholds. The liquidity support from the Ministry of Finance is taken into account in the maturity intervals according to the planned repayment schedule, and the standard deposits are no longer considered an asset not sensitive to interest rates due to the fact that the interest rates on deposits are managed actively. Due to the changes in methodology in 2015 significant changes are observed in the reference values of the economic capital and the net interest income compared to 2014.

The interest rate risk on the economic value of the Group following a standardised shock of +100bp/-100bp as at 31 December 2015 is BGN -24.7/+30.0 Mio. The interest rate risk on the Group's net interest income one year forward following a standardised shock of +100bp/-100bp as at 31 December 2015 is BGN -7.5/7.8 Mio.

	Profit or loss		Equity	
	100 bp increase	100 bp decrease	100 bp increase	100 bp decrease
Effect in thousands of BGN				
31 December 2015				
As at 31 December	-7.5	+7.8	-24.7	+30.0
Average for the period	+1.9	-1.5	-8.6	+22.0
Maximum for the period	+22.2	-4.5	+11.4	+62.0
Minimum for the period	-13.4	-22.2	-24.7	+1.3
31 December 2014				
As at 31 December	+11.7	-11.7	+0.6	-0.6
Average for the period	+8.6	-8.6	-5.2	+5.2
Maximum for the period	+11.7	-4.5	+2.7	+14.5
Minimum for the period	+4.5	-11.7	-14.5	-2.7

Notes to the financial statements
3 Risk management disclosures, continued
B. Non-trading activities, continued
(ii) Market risk, continued
Interest rate risk, continued

The following table indicates the effective interest rates at 31 December 2015 and the periods in which financial liabilities and assets reprice.

<i>in BGN '000</i>	Total	Floating rate Instruments	Less than 1 month	Fixed rate instruments Between 1 month and 3 months	Between 3 months and 1 year	More than 1 year
Assets						
Cash and balances with Central Banks	502,212	443,563	58,649	-	-	-
Financial assets held for trading	6,794	-	6,794	-	-	-
Available for sale investments	535,082	33,635	501,447	-	-	-
Financial assets held to maturity	56,354	-	35,784	-	-	20,570
Loans and advances to banks and other financial institutions	83,433	0	73,611	0	9,822	0
Loans and advances to customers	4,877,725	3,765,785	93,941	81,648	182,840	753,511
Total interest-bearing assets	6,061,600	4,242,983	770,226	81,648	192,662	774,081
Liabilities						
Due to banks	10,344	2,521	7,823	-	-	-
Due to other customers	6,993,408	1,289,288	851,166	761,312	2,736,393	1,355,249
Ministry of Finance	450,922	-	-	-	450,922	-
Liabilities evidenced by paper	133,802	26,256	26,933	1,532	2,517	76,564
Perpetual debt	45,528	-	-	-	-	45,528
Hybrid debt	202,044	-	-	-	-	202,044
Total interest-bearing liabilities	7,836,048	1,318,065	885,922	762,844	3,189,832	1,679,385

The following table indicates the effective interest rates at 31 December 2014 and the periods in which financial liabilities and assets reprice.

<i>in BGN '000</i>	Total	Floating rate Instruments	Less than 1 month	Fixed rate instruments Between 1 month and 3 months	Between 3 months and 1 year	More than 1 year
Assets						
Cash and balances with Central Banks	650,202	606,950	43,252	-	-	-
Financial assets held for trading	5,698	-	5,698	-	-	-
Available for sale investments	443,515	47,977	395,538	-	-	-
Financial assets held to maturity	29,253	-	-	9,773	-	19,480
Loans and advances to banks and other financial institutions	72,414	-	46,487	-	25,927	-
Loans and advances to customers	5,282,312	4,042,220	291,929	24,768	191,135	732,260
Total interest-bearing assets	6,483,394	4,697,147	782,904	34,541	217,062	751,740
Liabilities						
Due to banks	10,229	10,229	-	-	-	-
Due to other customers	6,431,276	1,097,223	645,483	680,373	2,892,349	1,115,848
Liabilities evidenced by paper	901,844	-	-	-	301,844	600,000
Subordinated term debt	105,635	36,779	46	849	5,982	61,979
Perpetual debt	103,160	-	-	-	-	103,160
Hybrid debt	195,447	-	-	-	-	195,447
Total interest-bearing liabilities	7,747,591	1,144,231	645,529	681,222	3,200,175	2,076,434

Notes to the financial statements
3 Risk management disclosures, continued
B. Non-trading activities, continued
(ii) Market risk, continued
Currency risk

Currency risk is the risk that the fair value or future cash flows of a financial instrument will fluctuate because of changes in foreign exchange rates. The Bank is exposed to currency risk in performing transactions in foreign currencies and foreign-currency denominated financial instruments.

As a result of the currency Board in place in Bulgaria, the Bulgarian currency is pegged to the Euro. As the currency in which the Bank presents its financial statements is the Bulgarian lev, the Bank's financial statements are affected by movements in the exchange rates between the Bulgarian lev and currencies other than the Euro.

The Bank's transactional exposures give rise to foreign currency gains and losses that are recognised in profit or loss. These exposures comprise the monetary assets and monetary liabilities of the Bank that are not denominated in the presentation currency of the Bank. These exposures were as follows:

<i>in BGN '000</i>	2015	2014
Monetary assets		
Euro	4,384,510	5,008,483
US dollar	526,871	431,070
Other	93,018	89,919
Gold	8,383	9,558
Monetary liabilities		
Euro	3,082,883	3,157,928
US dollar	520,370	439,832
Other	92,572	87,331
Gold	6,517	6,926
Net position		
Euro	1,301,627	1,850,555
US dollar	6,501	(8,762)
Other	446	2,588
Gold	1,866	2,632

In respect of monetary assets and liabilities in foreign currencies that are not economically hedged, the Bank manages foreign currency risk in line with policy that sets limits on currency positions and dealer limits.

(iii) Credit risk

Credit risk is the risk that a counterparty to a financial instrument will cause a financial loss for the Bank by failing to discharge an obligation. The Bank is subject to credit risk through its lending activities and in cases where it acts as an intermediary on behalf of customers or other third parties or issues guarantees. The management of the credit risk exposures to borrowers is conducted through regular analysis of the borrowers' credit worthiness and the assignment of a rating grade. Exposure to credit risk is also managed in part by obtaining collateral and guarantees.

The table below sets out information about maximum exposure to credit risk:

	Loans and advances to other customers		Loans and advances to banks and balances with central banks		Investments and financial assets held for trading		Off balance sheet commitments	
	2015	2014	2015	2014	2015	2014	2015	2014
<i>In thousands of BGN</i>								
Carrying amount	5,131,731	5,734,295	1,436,514	1,546,324	564,630	478,466	-	-
Amount committed/guaranteed	-	-	-	-	-	-	857,047	823,647

Notes to the financial statements
3 Risk management disclosures, continued
B. Non-trading activities, continued
(iii) Credit risk, continued

The Bank's primary exposure to credit risk arises through its loans and advances. The amount of credit exposure in this regard is represented by the carrying amounts of the assets on the balance sheet. These exposures are as follows:

	<i>in BGN '000</i>	
31 December 2015	Gross amount of loans and advances to customers	Carrying amount of loans and advances to customers
Performing		
Collectively impaired	4,452,926	4,439,001
Non-performing		
Collectively impaired	375,297	186,175
Individually impaired	1,028,509	506,555
Total	5,856,732	5,131,731

	<i>in BGN '000</i>	
31.12.2014	Gross amount of loans and advances to customers	Carrying amount of loans and advances to customers
Collectively impaired		
Standard	3,108,064	3,105,124
Individually impaired		
Standard	2,005,956	1,943,023
Watch	394,246	276,072
Non-performing	235,016	194,249
Loss	506,653	215,827
Total	6,249,935	5,734,295

As a result of amendments to the Bank's internal rules for impairment and provisioning of risk exposures, in 2015 the classification of exposures by risk classes changed.

Exposures classification into risk classes reflects the management's estimate regarding the loans recoverable amounts.

At 31.12.2015 the gross amount of overdue receivables from clients measured as exposures overdue for 90+ days was BGN 870,858 thousand (2014: BGN 669,715 thousand).

In addition, the Bank is exposed to off-balance sheet credit risk through commitments to extend credits and issue contingent liabilities (See Note 32).

Concentrations of credit risk (whether on or off balance sheet) that arise from financial instruments exist for counterparties when they have similar economic characteristics that would cause their ability to meet contractual obligations to be similarly affected by changes in economic or other conditions.

The major concentrations of credit risk arise by location and type of customer in relation to the Group's investments, loans and advances and off-balance sheet commitments.

Total economic sector credit risk concentrations in loans and advances to customers are presented in the table below:

<i>in BGN '000</i>	2015	2014
Trade	1,080,609	1,411,225
Industry	1,138,067	1,529,276
Services	457,540	568,317
Finance	137,617	116,651
Transport, logistics	356,761	285,164
Communications	93,655	77,132
Construction	228,252	232,224
Agriculture	127,708	111,852
Tourist services	210,182	167,334
Infrastructure	481,471	424,743
Private individuals	1,457,051	1,272,638
Other	87,819	53,379
Allowance for impairment	(725,001)	(515,640)
Total	5,131,731	5,734,295

The Bank has extended loans to enterprises involved in different types of activities but within the same economic sector - industry. As such the exposures share a similar industry risk. There are three such groups of enterprises at 31 December 2015 with total exposures outstanding amounting to BGN 204,787 thousand (2014: BGN 188,020 thousand) - ferrous and non-ferrous metallurgy, BGN 60,611

Notes to the financial statements

thousand (2014: BGN 60,818 thousand) – mining industry and BGN 111,590 thousand (2014: BGN 140,339 thousand) - power engineering.

The Bank has extended loans, confirmed letters of credit and granted guarantees to 4 individual clients or groups (2014: 8) with each individual exposure exceeding 10% of the capital base of the Bank. The total amount of these exposures is BGN 597,879 thousand which represents 63.68% of the capital base (2014: BGN 1,091,552 thousand which represented 115.40 % of the capital base) of which BGN 527,068 thousand (2014: BGN 1,041,053 thousand) represent loans and BGN 70,811 thousand (2014: BGN 50,499 thousand) represent guarantees, letters of credit and other commitments.

The biggest loan exposure of the Bank extended to a group of connected clients amounts to BGN 173,334 thousand (2014: BGN 160,941 thousand) representing 18.52% of the Bank's own funds (2014: 17.02%).

Loans extended by the branch in Cyprus amount to BGN 60,349 thousand (gross carrying amount before any allowances) (2014: BGN 539,246 thousand).

The amounts reflected in the tables represent the maximum accounting loss that would be recognised at the statement of financial position date if counterparts failed completely to perform as contracted and any collateral or security proved to be of no value. The amounts, therefore, greatly exceed expected losses, which are included in the allowance for impairment.

The Bank's policy is to require suitable collateral to be provided by certain customers prior to the disbursement of approved loans. Guarantees and letters of credit are also subject to strict credit assessments before being provided. The agreements specify monetary limits to the Bank's obligations. The extent of collateral held for guarantees and letters of credit is 100 percent.

Collateral held against different types of assets:

<i>Type of credit exposure</i>	<i>Main type of collateral</i>	<i>Collateral coverage ratio</i>	
		2015	2014
Repurchase agreements	Tradable securities	100%	-
Loans and advances to banks	None	-	-
Mortgage loans	Real estate	307%	317%
Consumer loans	Mortgage, warrant, financial and other collateral	66%	55%
Credit cards	None	-	-
Loans to companies	Mortgage, pledge of enterprise, pledge of long-term tangible assets, pledge of goods, pledge of other short-term tangible assets, financial and other collateral	393%	175%

The table below shows a breakdown of total gross loans and advances extended to customers by the Bank by type of collateral to the amount of the collateral, excluding credit cards in the amount of BGN 251,517 thousand (2014: 234,508 thousand BGN).

<i>in BGN '000</i>	2015	2014
Mortgage	1,563,547	934,337
Pledge of receivables	1,007,379	1,572,173
Pledge of commercial enterprise	64,417	267,850
Securities	227,743	132,109
Guarantees	667	2,623
Other guaranties	1,812,272	1,751,038
Pledge of goods	28,901	56,653
Pledge of machines	103,375	133,283
Money deposit	70,284	155,947
Stake in capital	944	285,214
Gold	18	97
Other collateral	13,072	1,806
Unsecured	712,596	722,297
Total	5,605,215	6,015,427

Other collateral includes insurance policies up to the amount of the insurance cover, future receivables, remuneration transfers, etc.

Notes to the financial statements
Residential mortgage lending

The table below represents credit exposures from housing and mortgage loans to individual customers by ranges of loan-to-value (LTV) ratio. LTV is calculated as the ratio of the gross amount of the loan to the value of the collateral. The gross amount excludes any impairment allowances. The valuation of the collateral excludes any adjustments for obtaining and selling the collateral. The value of the collateral for residential mortgage loans is based on the collateral value at origination updated based on changes in house price indices.

<i>in BGN '000</i>	2015	2014
Loan to value (LTV) ratio		
Less than 50%	154,303	174,141
51% to 70%	177,604	205,637
71% to 90%	175,762	181,731
91% to 100%	23,984	26,180
More than 100%	62,461	47,870
Total	594,114	635,559

Loans to corporate customers

The loans to corporate customers are subject to individual credit appraisal and impairment testing. The general creditworthiness of a corporate customer tends to be the most relevant indicator of credit quality of a loan. However, collateral provides additional security and the Bank requests corporate borrowers to provide it. The Bank takes collateral in the form of a first charge over real estate, floating charges over all corporate assets, and other liens and guarantees.

The Bank routinely analyses collateral for possible changes in value due to market conditions, legal framework or debtor's actions. Where such changes lead to a breach in the requirements for sufficiency of collateral, the Bank requires provision of additional collateral within a certain timeframe.

As at 31 December 2015 the net carrying amount of individually impaired loans to corporate customers amounts to BGN 1,026,528 thousand (2014: BGN 449,554 thousand) and the value of collateral held against those loans amounts to BGN 1,599,609 thousand (2014: BGN 1,921,584 thousand).

The Bank constantly monitors the risk of default on already given loans and if there is available data for potential or actual problems, the Bank prepares an action plan and takes measures for managing the possible unwanted results, including restructuring of the loans

For the purposes of the disclosure in these financial statements "renegotiated loans" are defined as loans, which have been renegotiated as a result of a change in the interest rates, repayment schedule, upon a client request, and others.

Renegotiated Loans
in BGN '000

Type of renegotiation	Cost	2015		2014	
		Allowance for impairment	Cost	Allowance for impairment	Cost
Loans to individuals	431,096	35,212	30,716	184	
Change of maturity	175,284	7,914	182	-	
Change of amount of installment	11,786	1,801	113	-	
Change of interest rate	79,185	4,322	5,493	1	
Change due to customers request	61,776	2,551	13,960	19	
Other reasons	103,065	18,624	10,968	164	
Loans to corporate clients	3,029,255	358,434	2,683,729	168,763	
Change of maturity	268,120	12,990	299,211	338	
Change of amount of installment	500,219	115,939	229,787	30,243	
Change of interest rate	216,620	22,913	686,984	649	
Change due to customers request	1,857,291	163,179	1,421,050	135,959	
Other reasons	187,005	43,413	46,697	1,574	
Total:	3,460,351	393,646	2,714,445	168,947	

Notes to the financial statements
3 Risk management disclosures, continued
B. Non-trading activities, continued
(iii) Credit risk, continued
Structure and organization of credit risk management functions

Credit risk management as a comprehensive process is accomplished under the supervision of the Management Board of the Bank. The Supervisory Board exercises control over the activities of the Management Board on the credit risk management either directly or through the Risk Committee, which supports the Supervisory Board with the extensive supervision over the risk management function in the Bank, including over the formation of risk exposures.

There are collective bodies in the Bank the function of which is to support the activities of the Management Board on the credit risk management- Credit Council and Restructuring Committee. The Credit Council supports the adopted credit risk management and forms an opinion on loans as per its limits of competence. The Restructuring Committee is a specialized body for supervision of the loan exposures with indicators for deterioration. In addition to the collective bodies in the Bank, there are other independent specialized bodies - the Risk Analysis and Control Department and the Credit Risk Management, Monitoring and Provisioning Department, which fulfil the functions of identification, evaluation and management of the credit risk, including performing additional second control over the risk exposures. The realization, coordination and current control over the lending process is organized from the following departments: Corporate Banking, SME financing, Retail Banking, and Loan Administration, while the problem assets management is performed by the Impaired Assets Department.

(iv) Government debt exposures

The Bank closely manages the credit risk on government debt exposures and as a result the overall quality of the government debt portfolio is very high.

The table below shows the carrying amount of the government debt portfolio by country issuer. The assets are presented without any allowance for impairment. The Bank does not recognise allowance for impairment against the government debt exposures which are measured at amortised cost as at 31 December 2015 and 31 December 2014 as well as those classified as available for sale.

in BGN '000
31 December 2015

Portfolio	Bulgaria	Slovakia	Latvia	Lithuania	USA
Financial assets held for trading	5,381	-	-	-	-
Available for sale investments	420,333	2,024	68	21,481	-
Financial assets held to maturity	-	-	-	-	35,784
Total	425,714	2,024	68	21,481	35,784

in BGN '000
31.12.2014

Portfolio	Bulgaria	Italy	Latvia	Lithuania
Financial assets held for trading	4,331	-	-	-
Available for sale investments	373,210	3,996	67	20,218
Financial assets held to maturity	-	9,773	-	-
Total	377,541	13,769	67	20,218

Maturity table of government debt securities by country issuer as at 31 December 2015
in BGN '000

Country issuer	Up to 1 Month	From 1 to 3 Months	From 3 months to 1 year	From 1 to 5 years	Over 5 years	Total
Bulgaria	13,190	192,173	16,686	200,666	2,999	425,714
Slovakia	-	-	-	2,024	-	2,024
Latvia	-	-	-	68	-	68
Lithuania	-	-	-	-	21,481	21,481
USA	-	35,784	-	-	-	35,784
Total	13,190	227,957	16,686	202,758	24,480	485,071

Notes to the financial statements
Maturity table of government debt securities by country issuer as at 31 December 2014

in BGN '000

Country issuer	Up to 1 Month	From 1 to 3 Months	From 3 months to 1 year	From 1 to 5 years	5 years	Total
Bulgaria	25,479	-	95,645	122,473	133,944	377,541
Italy	-	13,769	-	-	-	13,769
Latvia	-	-	-	-	67	67
Lithuania	-	-	-	-	20,218	20,218
Total	25,479	13,769	95,645	122,473	154,229	411,595

C. Capital adequacy

Since 1 January 2014, the provisions of the CRD IV package have been in force. Through Regulation (EU) No 575/2013 on prudential requirements for credit institutions and investment firms and Directive 2013/36/EU on access to the activity of credit institutions and the prudential supervision of credit institutions and investment firms, CRD IV package transposes into European law the provisions of the new capital standards for banks – Basel III.

Regulatory capital

The equity capital of the Bank for regulatory purposes consists of the following elements:

Common Equity Tier 1 capital

- issued and paid up capital instruments (ordinary shares);
- share premium from issuance of ordinary shares;
- audited retained earnings;
- accumulated other comprehensive income, including revaluation reserves;
- other reserves;

Deductions from components of the Common Equity Tier 1 capital include intangible assets.

Additional Tier 1 capital

The instruments of Additional Tier 1 capital include hybrid debt (see note 28). Deductions from components of Tier 1 capital include regulatory adjustments relating to items that are included in the capital balance or the assets of the Bank, but are treated differently for capital adequacy regulation.

Tier 2 Capital

Tier 2 capital consists of perpetual debt (see note 27) and regulatory adjustments related to the revaluation reserve on land and buildings.

Total capital base

	CRR/CRD IV (Basel III) 2015	CRR/CRD IV (Basel III) 2014
<i>In thousands of BGN</i>		
Common Equity Tier 1 capital		
Paid up capital instruments	110,000	110,000
(-) Indirect shareholding in Common Equity Tier 1 capital instruments	(60)	(64)
Premium reserves	97,000	97,000
Other reserves	510,066	479,485
Accumulated other comprehensive income	15,773	11,343
Deductions from Common Equity Tier 1 capital:		
(-) Intangible assets	(10,660)	(13,410)
Transitional adjustments of Common Equity Tier 1 capital	(3,068)	(180)
Common Equity Tier 1 capital	719,051	684,174
Additional Tier 1 capital instruments		
Hybrid debt	195,583	195,583
Tier 1 capital deductions:		
Transitional adjustments of Additional Tier 1 capital	(7,275)	(12,588)
Tier 1 Capital	907,359	867,169
Tier 2 Capital		
Perpetual debt	28,751	75,104
Transitional adjustments of Tier 2 capital	2,700	3,600
Total own funds	938,810	945,873

3 Risk management disclosures, continued

Notes to the financial statements**C. Capital adequacy, continued**

The Bank calculates the following ratios:

- a) the Common Equity Tier 1 capital ratio is the Common Equity Tier 1 capital of the institution expressed as a percentage of the total risk exposure amount;
- b) the Tier 1 capital ratio is the Tier 1 capital of the institution expressed as a percentage of the total risk exposure amount;
- c) the total capital ratio is the own funds of the institution expressed as a percentage of the total risk exposure amount.

The total risk exposure is calculated as the total of the riskweighted assets for credit, market and operational risk.

The Bank calculates the requirements for credit risk for its exposures in banking and trading portfolios based on a standardised approach. Exposures are taken into account using their balance sheet amount. Off-balance-sheet credit-related commitments are taken into account by applying different categories of conversion factors designed to convert these items into balance sheet equivalents. The resulting equivalent amounts are then weighted for risk using different percentages depending on the class of exposure and its credit rating assessment. Various credit risk mitigation techniques are used, for example collateralised transactions and guarantees. Forwards and options based derivative instruments are weighted for counterparty credit risk.

The Bank calculates also capital requirements for market risk for foreign currency and commodity instruments in trading book and banking book.

The Bank calculates capital requirements for operational risk using the basic indicator approach. Required capital is equal to the average gross annual income over the previous three years multiplied by a fixed percentage (15%). Respective risk weighted assets are calculated by further multiplication by 12.5.

The total capital adequacy ratio cannot be below 13.5%, the Tier 1 capital adequacy cannot be less than 11.5%, and the CET1 adequacy cannot be less than 10% (with included capital buffer for systemic risk of 3% and protective capital buffer of 2.5%).

The Bank has complied with the regulatory capital requirements throughout the period.

The capital adequacy level is as follows:

Notes to the financial statements
3 Risk management disclosures, continued
C. Capital adequacy, continued

<i>in BGN '000</i>	Balance sheet/notional amount		Risk weighted assets	
	2015 CRD IV	2014 CRD IV	2015 CRD IV	2014 CRD IV
Risk weighted assets for credit risk				
Balance sheet assets				
Exposure class				
Central governments or central banks	1,417,874	1,242,729	1,395	14,067
Regional governments or local authorities	-	50	-	10
Multilateral development banks	602	507	-	-
Institutions	688,790	781,446	172,692	192,960
Corporates	2,481,237	3,637,284	2,388,529	3,539,319
Retail	781,275	866,284	474,260	509,406
Secured by mortgages on immovable property	1,152,361	836,982	476,090	306,397
Exposures in default	668,928	393,631	721,328	328,294
Collective investments undertakings	2,214	2,199	2,214	2,199
Equity	42,998	43,159	97,533	97,716
Other items	1,419,157	810,456	1,251,069	639,520
Total	8,655,436	8,614,727	5,585,110	5,629,888
Off balance sheet items				
Exposure class				
Central governments or central banks	-	-	-	-
Institutions	-	-	487	161
Corporates	513,843	504,732	160,255	158,661
Retail	310,475	303,980	1,138	3,097
Secured by mortgages on immovable property	32,730	14,935	6,796	2,835
Other items	-	-	6	27
Total	857,048	823,647	168,682	164,781
Derivatives				
Exposure class				
Institutions	20	45	4	9
Corporates	411	715	411	715
Other items	3,324	3,532	3,324	3,532
Total	3,755	4,292	3,739	4,256
Total risk-weighted assets for credit risk			5,757,531	5,798,925
Risk-weighted assets for market risk			6,300	6,902
Risk-weighted assets for operational risk			479,863	408,206
Total risk-weighted assets			6,243,694	6,214,033
Capital adequacy ratios				
	Equity		Capital ratios %	
	2015 CRD IV	2014 CRD IV	2015 CRD IV	2014 CRD IV
Common Equity Tier 1 capital	719,051	684,174	11.52%	11.01%
Tier 1 Capital	907,359	867,169	14.53%	13.96%
Total own funds	938,810	945,873	15.04%	15.22%

Notes to the financial statements
4. Segment Reporting

Segment information is presented in respect of the Bank's geographical segments. The primary format, geographical segments, is based on the Bank's management and internal reporting structure.

Reporting and measurement of segment assets and liabilities and segment revenues and results is based on the accounting policies set out in the accounting policy notes.

Transactions between segments are conducted on an arm's length basis.

The Bank operates principally in Bulgaria, but also has operations in Cyprus.

In presenting information on the basis of geographical segments, revenue and operating income is allocated based on the location of the Bank branch that generated the revenue. Segment assets and liabilities are allocated based on their geographical location.

<i>in BGN '000</i>	Bulgarian operations		Foreign operations		Total	
	2015	2014	2015	2014	2015	2014
Interest income	450,946	468,361	19,704	35,370	470,650	503,731
Interest expense	(217,753)	(226,902)	(517)	(560)	(218,270)	(227,462)
Net interest income	233,193	241,459	19,187	34,810	252,380	276,269
Fee and commission income	98,601	100,238	783	1,212	99,384	101,450
Fee and commission expense	(17,906)	(19,417)	(8)	(4)	(17,914)	(19,421)
Net fee and commission income	80,695	80,821	775	1,208	81,470	82,029
Net trading income	11,256	12,796	84	138	11,340	12,934
Administrative expenses	(171,484)	(177,431)	(1,034)	(879)	(172,518)	(178,310)
	2015	2014	2015	2014	2015	2014
Assets	8,613,768	8,103,805	67,619	542,030	8,681,387	8,645,835
Liabilities	7,907,103	7,877,307	28,902	40,119	7,936,005	7,917,426

The table below shows assets and liabilities and income and expense by business segments as at 31 December 2015.

<i>in BGN '000</i>	Assets	Liabilities	Interest income	Interest expense	Net fee and commission income	Net trading income	Other net operating income
Commercial banking	3,709,796	1,500,109	317,502	(25,111)	28,404	-	59,741
Retail Banking	1,421,935	5,953,693	140,161	(174,902)	33,308	-	-
Card services	-	-	-	-	16,102	-	-
Treasury	2,203,533	37,276	12,987	(98)	1,838	11,340	3,044
Other	1,346,123	444,927	-	(18,159)	1,818	-	-
Total	8,681,387	7,936,005	470,650	(218,270)	81,470	11,340	62,785

Notes to the financial statements

5. Financial assets and liabilities

Accounting classification and fair values

The Bank's accounting policy on fair value measurements is set out in Note 2(d)(vii).

The Bank measures fair values using the following fair value hierarchy that reflects the significance of the inputs used in making the measurements:

Level 1: inputs that are quoted market prices (unadjusted) in active markets for identical instruments.

Level 2: inputs other than quoted prices included within Level 1 that are observable either directly (i.e. as prices) or indirectly (i.e. derived from prices). This category includes instruments valued using: quoted market prices in active markets for similar instruments; quoted prices for identical or similar instruments in markets that are considered less than active; or other valuation techniques where all significant inputs are directly or indirectly observable from market data.

Level 3: inputs are observable data for a given asset or liability. This category includes all instruments where the valuation technique includes inputs not based on observable data and the unobservable inputs have a significant effect on the instrument's valuation. This category includes instruments that are valued based on quoted prices for similar instruments where significant unobservable adjustments or assumptions are required to reflect differences between the instruments.

Fair values of financial assets and financial liabilities that are traded in active markets are based on quoted market prices or dealer price quotations. For all other financial instruments the Bank determines fair values using other valuation techniques.

Other valuation techniques include net present value and discounted cash flow models, comparison to similar instruments for which market observable prices exist, option pricing models and other valuation models. Assumptions and inputs used in valuation techniques include risk-free and benchmark interest rates, credit spreads and other premia used in estimating discount rates, bond and equity prices, foreign currency exchange rates, equity and equity index prices and expected price volatilities and correlations.

The objective of valuation techniques is to arrive at a fair value measurement that reflects the price that would be received to sell the asset or paid to transfer the liability in an orderly transaction between market participants at the measurement date.

The Bank uses widely recognised valuation models for determining the fair value of common and more simple financial instruments, like interest rate and currency swaps that use only observable market data and require little management judgement and estimation. Observable prices and model inputs are usually available in the market for listed debt and equity securities, exchange traded derivatives and simple over the counter derivatives like interest rate swaps. Availability of observable market prices and model inputs reduces the need for management judgement and estimation and also reduces the uncertainty associated with determination of fair values. Availability of observable market prices and inputs varies depending on the products and markets and is prone to changes based on specific events and general conditions in the financial markets.

However, where the Bank measures portfolios of financial assets and financial liabilities on the basis of net exposures, it applies judgement in determining appropriate portfolio level adjustments such as bid-ask spread.

Such adjustments are derived from observable bid-ask spreads for similar instruments and adjusted for factors specific to the portfolio.

For more complex instruments, the Bank uses proprietary valuation models, which usually are developed from recognised valuation models. Some or all of the significant inputs into these models may not be observable in the market, and are derived from market prices or rates or are estimated based on assumptions. Example of instruments involving significant unobservable inputs include certain over the counter derivatives, certain loans and securities for which there is no active market and retained interests in securitisations. Valuation models that employ significant unobservable inputs require a higher degree of management judgement and estimation in the determination of fair value. Management judgement and estimation are usually required for selection of the appropriate valuation model to be used, determination of expected future cash flows on the financial instrument being valued, determination of probability of counterparty default and prepayments and selection of appropriate discount rates.

Notes to the financial statements

The Bank has an established control framework with respect to the measurement of fair values. This framework includes an Risk Management function, which is independent of Treasury division and reports to management, and which has overall responsibility for independently verifying the results of trading and investment operations and all significant fair value measurements. Specific controls include:

- verification of observable pricing;
- a review and approval process for new models and changes to models involving the Risk Analysis and Control Division and the Management Board;
- calibration of models against observed market transactions;
- analysis and investigation of significant daily valuation movements;
- review of significant unobservable inputs, valuation adjustments and significant changes to the fair value measurement of Level 3 instruments compared to previous month, by Risk Analysis and Control division.

Where third-party information, such as broker quotes or pricing services, are used to measure fair value, Risk Analysis and Control division assesses and documents the evidence obtained from the third parties to support the conclusion that such valuations meet the requirements of IFRS. This includes:

- verifying that the broker or pricing service is approved by the Bank for use in pricing the relevant type of financial instrument;
- understanding how the fair value has been arrived at and the extent to which it represents actual market transactions;
- when prices for similar instruments are used to measure fair value, how these prices have been adjusted to reflect the characteristics of the instrument subject to measurement;
- where a number of quotes for the same financial instrument have been obtained, how fair value has been determined using those quotes.

The tables below set out analysis of financial instruments measured at fair value at the end of the reporting period classified by fair value hierarchy level framework categorising fair value measurement. The amounts are based on the amounts in the statement of financial position.

in BGN '000

31.12.2015	Level 1	Level 2	Level 3	Total
Financial assets held for trading	9,913	-	-	9,913
Available for sale investments	443,906	57,575	-	501,481
Derivatives held for risk management	3,258	99	-	3,357
Total	457,077	57,674	-	514,751

in BGN '000

31.12.2014	Level 1	Level 2	Level 3	Total
Financial assets held for trading	8,887	-	-	8,887
Available for sale investments	397,540	45,975	-	443,515
Derivatives held for risk management	3,463	556	-	4,019
Total	409,890	46,531	-	456,421

Capital investments amounting to BGN 5,788 thousand at 31 December 2015 and BGN 5,788 thousand at 31 December 2014 are presented in the statements at their acquisition cost, because their fair value cannot be reliably measured.

The tables below set out analysis of the fair values of financial instruments not recognised at fair value, classified by fair value hierarchy level framework categorising fair value measurement

Notes to the financial statements
5. Financial assets and liabilities, continued
Accounting classification and fair values, continued
in BGN '000

31 December 2015	Level 1	Level 2	Level 3	Total fair values	Total balance sheet value
Assets					
Cash and balances with Central Banks	-	1,489,865	-	1,489,865	1,489,865
Financial assets held to maturity	35,652	20,178	-	55,830	56,354
Loans and advances to banks and other financial institutions	-	109,435	-	109,435	109,435
Loans and advances to customers	-	692,731	4,428,515	5,121,246	5,131,731
Total	35,652	2,312,209	4,428,515	6,776,376	6,787,385
Liabilities					
Due to banks	-	10,344	-	10,344	10,344
Due to other customers	-	2,149,926	4,852,462	7,002,388	7,002,880
Ministry of Finance	-	-	450,602	450,602	450,922
Liabilities evidenced by paper	-	133,752	-	133,752	133,802
Perpetual debt	-	45,491	-	45,491	45,528
Hybrid debt	-	201,616	-	201,616	202,044
Total	-	2,541,129	5,303,064	7,844,193	7,845,520

in BGN '000

31.12.2014	Level 1	Level 2	Level 3	Total fair values	Total balance sheet value
Assets					
Cash and balances with Central Banks	-	1,629,121	-	1,629,121	1,629,121
Financial assets held to maturity	9,778	18,452	-	28,230	29,253
Loans and advances to banks and other financial institutions	-	80,559	-	80,559	80,559
Loans and advances to customers	-	686,148	5,040,873	5,727,021	5,734,295
Total	9,778	2,414,280	5,040,873	7,464,931	7,473,228
Liabilities					
Due to banks	-	10,229	-	10,229	10,229
Due to other customers	-	1,819,294	4,678,097	6,497,391	6,507,864
Ministry of Finance	-	-	890,165	890,165	901,844
Liabilities evidenced by paper	-	176,865	-	176,865	177,544
Perpetual debt	-	103,005	-	103,005	103,160
Hybrid debt	-	181,636	-	181,636	195,447
Total	-	2,291,029	5,568,262	7,859,291	7,896,088

Where available, the fair value of loans and advances is based on observable market transactions. Where observable market transactions are not available, fair value is estimated using valuation models, such as discounted cash flow techniques. Input into the valuation techniques includes expected lifetime credit losses, interest rates, prepayment rates. For collateral-dependent impaired loans, the fair value is measured based on the value of the underlying collateral.

To improve the accuracy of the valuation estimate for retail and smaller commercial loans, homogeneous loans are grouped into portfolios with similar characteristics such as product and borrower type, maturity, currency, collateral type.

The fair value of deposits from banks and customers is estimated using discounted cash flow techniques, applying the rates that are offered for deposits of similar maturities and terms. The fair value of deposits payable on demand is the amount payable at the reporting date.

Notes to the financial statements
6. Net interest income

<i>in BGN '000</i>	2015	2014
Interest income		
Accounts with and placements to banks and financial institutions	325	1,986
Retail Banking	133,111	132,719
Corporate customers	280,788	319,365
Small and medium enterprises	36,714	32,952
Microlending	7,050	6,238
Debt instruments	12,662	10,471
	470,650	503,731
Interest expense		
Deposits from banks	(77)	(7)
Deposits from other customers	(200,013)	(218,619)
Liabilities evidenced by paper	(2,330)	(4,222)
Subordinated term debt	-	(2,189)
Perpetual debt	(9,231)	(12,187)
Hybrid debt	(6,598)	9,804
Lease agreements and other	(21)	(42)
	(218,270)	(227,462)
Net interest income	252,380	276,269

For 2015 the recognized interest income from individually impaired financial assets (loans to customers) amounted to BGN 26,751 thousand (2014: BGN 75,800 thousand).

7. Net fee and commission income

<i>in BGN '000</i>	2015	2014
Fee and commission income		
Letters of credit and guarantees	6,135	6,471
Payments transactions	14,287	15,125
Customer accounts	22,584	22,539
Card services	29,199	28,850
Other	27,179	28,465
	99,384	101,450
Fee and commission expense		
Letters of credit and guarantees	(291)	(190)
Card services	(13,097)	(15,040)
Payment systems	(1,815)	(1,902)
Other	(2,711)	(2,289)
	(17,914)	(19,421)
Net fee and commission income	81,470	82,029

8. Net trading income

<i>in BGN '000</i>	2015	2014
Net trading income arises from:		
- Debt instruments	154	776
- Equities	(59)	53
- Foreign exchange rate fluctuations	11,245	12,105
Net trading income	11,340	12,934

9. Other net operating income

<i>in BGN '000</i>	2015	2014
Other net operating income arising from:		
- Debt instruments	3,044	2,577
- income from management of assigned receivables	50,456	-
- Gain on administration of loans acquired through business combination	9,285	11,483
Other net operating income	62,785	14,060

Notes to the financial statements
10. Administrative expenses

<i>in BGN '000</i>	2015	2014
General and administrative expenses comprise:		
- Personnel cost	57,268	60,412
- Depreciation and amortisation	17,150	18,966
- Advertising	14,035	13,140
- Building rent expense	32,489	28,777
- Telecommunication, software and other computer maintenance	10,909	10,155
- Administration, consultancy, audit and other costs	40,667	46,860
Administrative expenses	172,518	178,310

Personnel costs include salaries, social and health security contributions under the provisions of the local legislation. At 31 December 2015 the total number of employees was 3,063 (31 December 2014: 3,129).

11. Allowance for impairment

<i>in BGN '000</i>	2015	2014
Write-downs		
<i>Loans and advances to customers</i>	(396,948)	(316,864)
Reversal of write-downs		
<i>Loans and advances to customers</i>	69,526	25,037
Impairment, net	(327,422)	(291,827)

The higher expense for impairment in 2015 is due to additional allowances resulting from the development of credit risk in a period of unstable economic environment and the conservative approach applied by the Bank in recognising the risk of loss for certain individually impaired exposures.

12. Other income/(expenses), net

	2015	2014
Net income from transactions and revaluation of gold and precious metals	785	619
Rental income	4,222	2,332
Income from sale of assets	3,036	158,604
Revaluation of investment property	111,940	-
Dividend income	1,290	546
Premium contribution to the Deposit Insurance Fund	(32,886)	(33,308)
Instalment to the Bank Restructuring Fund	(8,647)	-
Expense for provisions for pending court cases	(6,686)	-
Other income/(expenses), net	33,251	(9,387)
Total	106,305	119,406

13. Income tax expense

<i>in BGN '000</i>	2015	2014
Current taxes	84	(3,784)
Deferred taxes (See Note 22)	(1,881)	(196)
Income tax expense	(1,797)	(3,980)

Reconciliation between tax expense and the accounting profit is as follows:

<i>in BGN '000</i>	2015	2014
Accounting profit before taxation	14,340	34,561
Corporate tax at applicable tax rate (10% for 2015 and 10% for 2014)	1,434	3,456
Effect of tax rates of foreign subsidiaries and branches*	408	-
Tax effect of permanent tax differences	(45)	189
Other	-	335
Income tax expense	1,797	3,980
Effective tax rate	12.53%	11.52%

14. Cash and balances with Central Banks

<i>in BGN '000</i>	2015	2014
Cash on hand		
- in BGN	116,330	117,178
- in foreign currency	44,450	46,178
Balances with Central Banks	829,211	820,051
Current accounts and amounts with foreign banks	499,874	645,714
Total	1,489,865	1,629,121

Notes to the financial statements
15. Financial assets held for trading

<i>in BGN '000</i>	2015	2014
Bonds and notes issued by:		
Bulgarian government, rated BBB:		
- denominated in Bulgarian Leva	3,330	4,317
- denominated in foreign currencies	2,051	14
Foreign banks	1,414	1,367
Other issuers – equity instruments (unrated)	3,118	3,189
Total	9,913	8,887

16. Available for sale investments

<i>In thousands of BGN</i>	2015	2014
Bonds and notes issued by:		
Bulgarian Government		
- denominated in Bulgarian Leva	233,817	179,418
- denominated in foreign currencies	186,516	193,792
Foreign governments		
- treasury bonds	23,573	24,281
Local authorities	-	51
Bulgarian banks	-	1,955
Foreign banks	57,575	44,018
Other issuers – equity instruments	5,788	5,788
Total	507,269	449,303

17. Financial assets held to maturity

Long-term securities held to maturity represent debt investments that the Bank has the intent and ability to hold to maturity.

<i>in BGN '000</i>	2015	2014
Securities held to maturity issued by:		
Foreign governments	35,784	9,773
Foreign banks	20,570	19,480
Total	56,354	29,253

In June 2014 the Bank sold investments held to maturity with nominal value of EUR 40,000. This sale does not constitute a change in the Bank's intent and ability to hold investments to maturity, as it refers to an isolated event which is beyond the Bank's control, is not recurrent and the Bank had no reasonable grounds to anticipate it. In 2015 the Bank did not sell investments held to maturity, except for transactions made within less than three months of the maturity date of the respective financial instrument.

18. Loans and advances to banks and other financial institutions
(a) Analysis by type

<i>in BGN '000</i>	2015	2014
Placements with banks	98,372	72,433
Receivables under resale agreements	2,006	-
Other	9,057	8,126
Total	109,435	80,559

(b) Geographical analysis

<i>in BGN '000</i>	2015	2014
Domestic banks and financial institutions	6,920	18,558
Foreign banks and other financial institutions	102,515	62,001
Total	109,435	80,559

19. Loans and advances to customers

<i>in BGN '000</i>	2015	2014
Retail Banking		
- Consumer loans	470,914	405,545
- Mortgage loans	594,114	635,559
- Credit cards	251,517	234,508
- Other programmes and collateralised financing	141,144	-
Small and medium enterprises	502,421	493,584
Microlending	101,286	88,984
Corporate customers	3,795,336	4,391,755
Allowance for impairment	(725,001)	(515,640)
Total	5,131,731	5,734,295

Notes to the financial statements
(a) Movement in impairment allowances
in BGN '000

Balance at 01 January 2015	515,640
Additional allowances	396,948
Amounts released	(69,526)
Write-offs	(118,061)
Balance as at 31 December 2015	725,001

The impairment allowance increased in 2015 reaching BGN 725,001 thousand at the end of the period (2014: BGN 515,640 thousand) due to the development of the credit risk and the continuing challenges in the market environment. Loans to customers amounting to BGN 118,061 thousand were written off through an allowance account compared to BGN 260 thousand a year earlier.

20. Property and equipment
in BGN '000

	Land and Buildings	Fixtures and fittings	Motor vehicles	Assets under Construction	Leasehold Improvements	Total
Cost						
At 01 January 2014	15,896	129,945	6,010	21,018	60,594	233,463
Additions	-	14	-	11,190	-	11,204
Additions – recognised at the merger of Unionbank EAD	1,868	3,187	-	1,548	544	7,147
Disposals	(214)	(1,955)	(248)	(10)	-	(2,427)
Transfers	-	4,625	708	(8,466)	1,922	(1,211)
At 31 December 2014	17,550	135,816	6,470	25,280	63,060	248,176
Additions	-	10	-	11,451	-	11,461
Disposals	(185)	(3,630)	(155)	-	(797)	(4,767)
Transfers	286	8,188	15	(11,233)	2,402	(342)
As at 31 December 2015	17,651	140,384	6,330	25,498	64,665	254,528
Amortisation						
At 01 January 2014	1,642	97,704	5,168	-	24,874	129,388
Accrued during the year	624	11,023	296	-	4,158	16,101
On disposals	(5)	(1,866)	(248)	-	-	(2,119)
At 31 December 2014	2,261	106,861	5,216	-	29,032	143,370
Accrued during the year	628	9,329	375	-	3,726	14,058
On disposals	(8)	(3,512)	(155)	-	(797)	(4,472)
At 31 December 2015	2,881	112,678	5,436	-	31,961	152,956
Carrying amount						
At 01 January 2014	14,254	32,241	842	21,018	35,720	104,075
At 31 December 2014	15,289	28,955	1,254	25,280	34,028	104,806
At 31 December 2015	14,770	27,706	894	25,498	32,704	101,572

The fair value of assets constituting land and buildings was determined by independent property assessors holding recognised professional qualification and recent experience in assessing property with similar location and category. The fair value of land and buildings owned by the Bank is determined as at the end of 2012. The Bank's policy requires that independent assessors determine the fair value sufficiently frequently so as to ensure that the balance sheet value does not differ significantly from the fair value at the end of the reporting period. As at 31 December 2015 the fair value of land and buildings was not significantly different from their balance sheet value as at that date. The fair value of land and buildings is categorised as Level 3 fair value on the basis of incoming data on the assessment methodology used.

20 Property and equipment, continued

Assessment methodology	Significant unobservable inputs	Connection between key unobservable inputs and fair value
<p>1 Discounted cash flows: this valuation model takes into account the present value of cash flows generated by property, taking into account the expected growth of rental prices, the period required for cancellation, the level of occupancy, premiums such as periods in which no rent is paid and other expenses which are not paid by tenants. The expected net cash flows are discounted using discount rates adjusted for risk. Among other factors, when determining the discount rate, the quality of the building and its location are taken into account (first-rate or second-rate), as well as the creditworthiness of the tenant and the duration of the loan agreement.</p>	<p>1.Expected market growth of rent (2-3%, weighted average 2.6%). 2. Period for cancellation (6 months on average after each rental agreement). 3. Occupancy (90-95%, weighted average 92.5%). 4. Periods when no rent is paid (1 year for new rental agreement). Risk adjusted discount rate (7.5-8%, weighted average 7.75%).</p>	<p>The fair value will increase (decrease) where:</p> <ul style="list-style-type: none"> • the expected market growth of rent is higher (lower); • periods for cancellation are shorter (longer); • Occupancy is higher (lower); • the periods when no rent is paid are shorter (longer); or the risk adjusted discount rate is lower (higher).
<p>2 Market approach/Comparative approach. This method is based on the comparison of the property being evaluated to other similar properties which have been sold recently or which are available for sale. Using this method, the value of a given property is determined in direct comparison to other similar properties which have been sold in a period of time close to the time when the valuation is made. Based on detailed research, review and analysis of data from the property market, the value is formed and it is the most accurate indicator of market value.</p> <p>This method consists of using information about actual transactions in the real estate market in the last six months. Successful application of this method is only possible where a trustworthy database is available as regards actual transactions with properties similar to the property being valued. Information from real estate sites, local press and other such refers to future investment intentions of the seller and cannot be deemed a trustworthy source of information. When using such sites, the offer price for each analogous property is discounted at the valuator's discretion, but by no less than 5%.</p>	<p>1. Expected market growth of property (2-3%, weighted average 2.6%). 2. Time required to effect the sale (6 months on average after the offer is placed). 3. Transaction success rate (90-95%, weighted average 92.5%). 4. Location (1.0-1.05, weighted average 1.025). 5. Property status (1.0-1.1, weighted average 1.05).</p>	<p>The fair value will increase (decrease) where:</p> <ul style="list-style-type: none"> • the expected market growth of property is higher (lower); • the period of time required for the sale is shorter (longer); • there is a change in the technical condition of the property

Notes to the financial statements
21. Intangible assets
in BGN '000
Software and licences
Total
Cost

At 01 January 2014	23,526	23,526
Additions – recognised at the merger of Unionbank EAD	3,469	3,469
Transfers	1,211	1,211
At 31 December 2014	28,206	28,206
Transfers	342	342
At 31 December 2015	28,548	28,548

Amortisation

At 01 January 2014	11,931	11,931
Accrued during the year	2,865	2,865
At 31 December 2014	14,796	14,796
Accrued during the year	3,092	3,092
At 31 December 2015	17,888	17,888

Carrying amount

At 01 January 2014	11,595	11,595
At 31 December 2014	13,410	13,410
At 31 December 2015	10,660	10,660

22. Deferred Taxation

Deferred income taxes are calculated on all temporary differences under the liability method using a principal tax rate of 10%.

Deferred income tax assets and liabilities are attributable to the following items:

in BGN '000

	Assets		Liabilities		Net	
	2015	2014	2015	2014	2015	2014
Property, equipment and intangibles	-	-	2,956	3,257	2,956	3,257
Investment Property	-	-	11,194	-	11,194	-
Tax loss	(8,304)	-	-	-	(8,304)	-
Other	(966)	(258)	334	334	(632)	76
Net tax (assets)/liabilities	(9,270)	(258)	14,484	3,591	5,214	3,333

Movements in temporary differences in 2015 at the amount of BGN 1,881 thousand are recognised in the profit for the year.

23. Repossessed Assets can be broken down into:

Repossessed assets acquired as collateral are measured at the lower of cost and net realisable value.

in BGN '000

	2015	2014
Land	365,303	288,693
Buildings	367,290	210,987
Machines, plant and vehicles	192,933	16,906
Fixtures and fittings	810	805
Total	926,336	517,391

23a. In 2015 the Bank started accounting for a new asset class - investment property which at 31.12.2015 amounted to BGN 206,244 thousand and includes land and property held to earn rentals or for capital appreciation.

Movements in investment property
in BGN '000

Balance as at 01 January 2015	-
Transfers from repossessed assets in previous reporting periods	91,837
Transfers from repossessed assets in the current reporting period	2,467
Revaluation of investment property to the fair value recognised at transfer	111,940
Balance as at 31 December 2015	206,244

Notes to the financial statements
23b. Investments in subsidiaries

Investments in subsidiaries (see Note 35) are as follows:

in BGN '000

Entity:	% held	2015	2014
First Investment Finance B.V., Netherlands	100%	3,947	3,947
Diners Club Bulgaria AD	94.79%	5,443	5,443
First Investment Bank – Albania Sh.a.	100%	23,420	23,419
Debita OOD	70%	105	105
Realtor OOD	51%	77	77
Fi Health Insurance AD	59.10%	3,315	3,315
Framas Enterprises Limited	100%	-	15
Balkan Financial Services EAD	100%	50	50
Turnaround Management EOOD	100%	-	-
Creative Investment EOOD	100%	-	-
Lega Solutions EOOD	100%	-	-
AMC Imoti EOOD	100%	-	-
Total		36,357	36,371

23c. Other assets
in BGN '000

	2015	2014
Deferred expense	10,870	13,451
Gold	8,383	9,558
Tax receivables	55,717	210
Other	15,477	15,107
Total	90,447	38,326

24. Due to banks
in BGN '000

	2015	2014
Term deposits	7,823	-
Payable on demand	2,521	10,229
Total	10,344	10,229

25. Due to other customers
in BGN '000

	2015	2014
Retail customers		
- current accounts	623,832	575,876
- term and savings deposits	5,329,861	4,969,307
Businesses and public institutions		
- current accounts	674,928	593,399
- term	374,259	369,282
Total	7,002,880	6,507,864

25a. Ministry of Finance deposit
In thousands of BGN

	2015	2014
	450,922	901,844

In 2015 the Bank repaid to the Ministry of Finance BGN 464,297 thousand (of which BGN 450,000 thousand principal and BGN 14,297 thousand interest), and in 2014 - BGN 310,922 thousand (of which BGN 300,000 thousand principal and BGN 10,922 thousand interest) of the liquidity support.

26. Liabilities evidenced by paper
in BGN '000

	2015	2014
Acceptances under letters of credit	26,255	23,337
Liabilities under repurchase agreements	26,932	-
Financing from financial institutions	80,615	137,778
Other term liabilities	-	16,429
Total	133,802	177,544

Notes to the financial statements
26. Liabilities evidenced by paper, continued

Financing from financial institutions through extension of loan facilities can be analyzed as follows:
 in BGN '000

Lender	Interest rate	Maturity	Amortised cost as at 31 December 2015
State Fund Agriculture	2%	10.12.2016 - 13.01.2020	4,082
European Investment Fund – JEREMIE 2	0 % - 1.589%	31.12.2024	68,097
Bulgarian Bank for Development AD	3.50%	30.03.2019	8,436
Total			80,615

in BGN '000

Lender	Interest rate	Maturity	Amortised cost as at 31 December 2014
State Fund Agriculture	1.97% - 2.00%	06.03.2015 - 20.09.2019	6,524
European Investment Fund – JEREMIE 2	0 % - 1.22%	31.12.2024	68,495
Bulgarian Bank for Development AD	3.50 - 5.00%	20.03.2017 - 30.03.2019	62,759
Total			137,778

27. Perpetual debt

in BGN '000

	Principal amount	Interest rate	Amortised cost as at 31 December 2015
Step-up Guaranteed Perpetual Subordinated Bonds EUR 21 mio	41,073	11.82%	45,528
Total	41,073		45,528

in BGN '000

	Principal amount	Interest rate	Amortised cost as at 31.12.2014
Step-up Guaranteed Perpetual Subordinated Bonds EUR 27 mio	52,807	12.71%	57,628
Step-up Guaranteed Perpetual Subordinated Bonds EUR 21 mio	41,073	11.82%	45,532
Total	93,880		103,160

The issue of the Step-Up Subordinated Bonds by First Investment Finance B.V., a limited liability company registered under the laws of the Netherlands and 100% owned by First Investment Bank AD was fully guaranteed by the Bank. After the entry into force of Regulation 575/2013 (effective 1 January 2014) on prudential requirements for credit institutions and investment firms, the two instruments are subject to grandfathering.

In August 2015 the Bank repaid the Step-up Guaranteed Perpetual Subordinated Bonds with initial principal EUR 27 mio to First Investment Finance B.V. after obtaining permission from the Bulgarian National Bank. At 31.12.2015 the Step-up Guaranteed Perpetual Subordinated Bonds with initial principal EUR 21 mio were included in Tier 2 capital with 70% of their initial value.

28. Hybrid debt

in BGN '000

	Principal amount	Interest rate*	Amortised cost as at 31 December 2015
Hybrid debt with original principal EUR 40 mio	78,233	0 %	78,207
Hybrid debt with original principal EUR 60 mio	117,350	11 %	123,837
Total	195,583		202,044

in BGN '000

	Principal amount	Interest rate	Amortised cost as at 31.12.2014
Hybrid debt with original principal EUR 40 mio	78,233	0 %	78,127
Hybrid debt with original principal EUR 60 mio	117,350	0 %	117,320
Total	195,583		195,447

Notes to the financial statements
28. Hybrid debt, continued

In March 2011 the Bank issued a hybrid instrument (bond issue) and, after obtaining permission from the Bulgarian National Bank, included it as Tier 1 capital. The Bank placed the bond issue under private subscription with a total nominal value of EUR 20,000 thousand, constituting the first tranche of a bond issue with an envisaged total amount of up to EUR 40,000 thousand. In June 2012 the Bank issued the second tranche of the instrument, also amounting to EUR 20,000 thousand and following permission from the Bulgarian National Bank included in its Tier 1 capital.

In November 2012 the Bank issued a hybrid instrument (bond issue) and, after obtaining permission from the Bulgarian National Bank, included it as Tier 1 capital. The Bank placed the bond issue under private subscription with a total nominal value of EUR 20,000 thousand, constituting the first tranche of a bond issue with an envisaged total amount of up to EUR 60,000 thousand. In November 2013 the Bank issued the second and third tranches of the instrument, amounting to a total of EUR 40,000 thousand and following permission from the Bulgarian National Bank included them in its Tier 1 capital.

The bonds under both instruments are registered, dematerialized, interest-bearing, perpetual, unsecured, freely transferable, non-convertible, deeply subordinated and without incentive to redeem.

The two hybrid instruments fully comply with the requirements of Regulation 575/2013 and are included in the additional tier 1 capital.

*With relation to Decision C (2014 8959)/25.11.14 of the European Commission regarding SA.39854 (2014/N) in 2014 the accrual of interest on the hybrid instruments was suspended until the aid is repaid. In 2015 the accrual of interest for an instrument with nominal value of EUR 60 million and interest payment due in July was renewed because it occurs after the aid is expected to be repaid.

29. Other liabilities

<i>in BGN '000</i>	2015	2014
Liabilities to personnel	2,597	2,234
Other payables	82,265	14,859
Total	84,862	17,093

30. Capital and reserves
(a) Number and face value of registered shares as at 31 December 2015

As at 31 December 2015 the registered share capital of the Bank is BGN 110,000,000 divided into 110,000,000 ordinary dematerialized shares with voting rights of BGN 1 par value each. All the shares have been fully paid-up.

The share capital of the Bank was increased from BGN 100,000,000 to BGN 110,000,000 as a result of the successful IPO of new 10,000,000 dematerialized shares through the Bulgarian Stock Exchange – Sofia and was registered at the Commercial Register of Sofia City Court on 4 June 2007. In order to facilitate the IPO and prior to its launching the par value of the Bank's shares was reduced from BGN 10 to BGN 1 by a decision of the General Meeting of the Shareholders without affecting the aggregate amount of the share capital and the individual shareholdings.

(b) Shareholders

The table below shows those shareholders of the Bank holding shares as at 31 December 2013 together with the number and percentage of total issued shares.

	Number of shares	% of issued share capital
Mr. Ivailo Dimitrov Mutafchiev	46,750,000	42.5
Mr. Tzeko Todorov Minev	46,750,000	42.5
Other shareholders (shareholders holding shares subject to free trade on the Bulgarian Stock Exchange – Sofia)	16,500,000	15
Total	110,000,000	100.00

Currently all newly issued shares plus the part of the existing shares held by First Financial Brokerage House Ltd. sold to new investors under the IPO (a total of 16,500,000 shares) are freely traded on the floor of Bulgarian Stock Exchange – Sofia.

Notes to the financial statements

(c) Statutory reserve

Statutory reserves include amounts set aside for purposes regulated by local legislation. According to Bulgarian legislation the Bank is obliged to set aside at least 1/10 of its annual profit as statutory reserve until the total amount of reserves reaches 1/10 of the Bank's share capital.

In 2015, as in the previous year, the Bank did not distribute dividends.

31 Commitments and contingent liabilities

(a) Contingent liabilities

The Bank provides financial guarantees and letters of credit to guarantee the performance of customers to third parties. These agreements have fixed limits and generally extend for a period of up to two years.

The contractual amounts of commitments and contingent liabilities are set out in the following table by category. The amounts reflected in the table for contingent liabilities represent the maximum accounting loss that would be recognised in the statement of financial position if counterparts failed completely to perform as contracted and any collateral or security proved to be of no value.

<i>in BGN '000</i>	2015	2014
Guarantees		
- in BGN	217,138	192,548
- in foreign currency	84,803	94,132
Total guarantees	301,941	286,680
Unused credit lines	462,877	440,942
Promissory notes	-	-
Letters of credit	17,041	14,151
Other contingent liabilities	75,188	81,874
Total	857,047	823,647

These commitments and contingent liabilities have off balance-sheet credit risk and only organization fees and accruals for probable losses are recognised in the statement of financial position until the commitments are fulfilled or expire. Most of the contingent liabilities and commitments will expire without being advanced in whole or in part. Therefore, the amounts do not represent expected future cash flows.

The contingent loan is a framework agreement for collateral management under numerous loan transactions made with one or more clients. The contingent loan does not lead to an obligation of the Bank to extend specific financial instruments. The conclusion of a specific loan transaction with the Bank client, e.g. extension of a loan or overdraft, contingent liabilities, such as bank guarantees and letters of credit, is subject to a separate decision and approval of the Bank.

As at the date of the report there are no other significant contingent liabilities and commitments requiring additional disclosure.

32. Cash and cash equivalents

For the purposes of the cash flow statement, cash and cash equivalents comprises the following balances with less than 90 days original maturity:

<i>in BGN '000</i>	2015	2014
Cash and balances with Central Banks	1,489,865	1,629,121
Loans and advances to banks and financial institutions with original maturity less than 3 months	89,863	53,766
Total	1,579,728	1,682,887

Notes to the financial statements
33. Average balances

The average carrying amounts of financial assets and liabilities are set out in the table below. The amounts are calculated by using a simple average of monthly balances for all instruments.

<i>in BGN '000</i>	2015	2014
FINANCIAL ASSETS		
Cash and balances with Central Banks	1,452,226	1,295,378
Financial assets held for trading	10,778	8,052
Available for sale investments	595,047	391,230
Financial assets held to maturity	115,884	90,755
Loans and advances to banks and other financial institutions	104,706	160,165
Loans and advances to customers	5,740,296	5,623,050
FINANCIAL LIABILITIES		
Due to banks	9,380	6,994
Due to other customers	7,581,852	7,072,125
Liabilities evidenced by paper	183,551	198,728
Subordinated term debt	-	5,163
Perpetual debt	79,067	102,551
Hybrid debt	197,396	214,170

34. Related party transactions

Parties are considered to be related if one party has the ability to control or exercise significant influence over the other party on making financial or operational decisions, or the parties are under common control with the Bank.

A number of banking transactions are entered into with related parties in the normal course of business. These include loans, deposits and other transactions. These transactions were carried out on commercial terms and at market rates. The volume of these transactions and outstanding balances at the end of respective periods are as follows:

Type of related party <i>in BGN '000</i>	Parties that control or manage the Bank		Enterprises under common control	
	2015	2014	2015	2014
Loans				
Loans outstanding at beginning of the period	765	1,231	34,214	34,183
Loans issued/(repaid) during the period	735	(466)	(6,058)	31
Loans outstanding at end of the period	<u>1,500</u>	<u>765</u>	<u>28,156</u>	<u>34,214</u>
Deposits and loans received:				
At beginning of the period	10,346	16,154	122,306	151,535
Received/(paid) during the period	(2,510)	(5,808)	(56,874)	(29,229)
At the end of the period	<u>7,836</u>	<u>10,346</u>	<u>65,432</u>	<u>122,306</u>
Deposits placed				
Deposits at beginning of the period	-	-	-	239,823
Deposits placed/(matured) during the year	-	-	9,822	(239,823)
Deposits at end of the period	<u>-</u>	<u>-</u>	<u>9,822</u>	<u>-</u>
Off-balance sheet commitments issued by the Bank				
At beginning of the period	2,117	1,607	4,827	4,171
Issued/(expired) during the period	367	510	656	656
At the end of the period	<u>2,484</u>	<u>2,117</u>	<u>5,483</u>	<u>4,827</u>

The key management personnel of the Bank received remuneration of BGN 6,486 thousand for 2015 and other related parties received BGN 3,503 thousand.

Notes to the financial statements**35. Subsidiaries****(a) First Investment Finance B.V.**

In April 2003 the Bank created a special purpose entity, incorporated in the Netherlands, First Investment Finance B.V. The company is owned by the Bank. The purpose for creating the entity is to accomplish a narrow and well-defined objective of receiving loans from foreign financial institutions and attracting investors by issuing bonds and other financial instruments guaranteed by the Bank. The entity's issued and paid up share capital is EUR 90 thousand divided into 900 ordinary shares, each with nominal value of EUR 100. 180 shares have been issued and paid up.

(b) Diners Club Bulgaria AD

In May 2005 the Bank acquired 80% of the share capital of Diners Club Bulgaria AD. The company was incorporated in 1996 as a franchise and processing agent of Diners Club International. As at 31 December 2015 the share capital of the company is BGN 610 thousand, and the Bank's shareholding is 94.79%.

(c) First Investment Bank – Albania Sh.a.

In April 2006 the Bank acquired 99.9998% of the capital of First Investment Bank – Albania Sh.a. upon its incorporation. On 27 June 2007 First Investment Bank – Albania was granted a full banking licence by the Bank of Albania, and on 1 September 2007 it effectively took over the activities of the former branch FIB – Tirana, assuming all rights and obligations, assets and liabilities.

As at 31 December 2015 the share capital of First Investment Bank – Albania Sh.a. was EUR 11,975 thousand, fully paid up, and the Bank's shareholding is 100%.

(d) Debita OOD and Realtor OOD

Acting jointly the Bank and First Financial Brokerage House OOD (FFBH) set up two new companies Debita OOD and Realtor OOD, which were entered in the Commercial Registry in January 2010. The capital of the two companies is BGN 150,000 each, distributed in shares with value of BGN 100 each, as follows:

1. Realtor OOD - 70%, i.e. 1.050 shares for the Bank and 30%, i.e. 450 shares for FFBH OOD.
2. Realtor OOD - 51%, i.e. 765 shares for the Bank and 49%, i.e. 735 shares for FFBH OOD.

The companies were established as servicing companies within the meaning of Article 18 of the Law on Special Investment Purpose Companies. The main lines of business for Debita OOD include acquisition, servicing, management and disposal of receivables and the related consultancy services; the main lines of business for Realtor OOD include management, servicing and maintenance of real estate, construction and refurbishment works and consultancy in the field of real estate.

(e) Fi Health Insurance AD

In the second half of 2010 the Bank acquired a majority stake capital of Health Insurance Fund FI Health AD (formerly Health Insurance Fund Prime Health AD), a company engaged in voluntary health insurance as well as acquisition, management and sale of investments in other companies. With a decision of the Financial Supervision Commission issued in June 2013 the company has been granted a license to operate as an insurer. The name was changed to FI Health Insurance AD and the principal activity is insurance – Disease and Accident. As at 31 December 2015 the share capital of the company is BGN 5,000 thousand, and the Bank's shareholding is 59.10%.

(f) Framas Enterprises Limited

In November 2010 the Bank acquired 10,000 shares, representing 100% of the issued share capital of Framas Enterprises Limited, with the view of providing auxiliary services pursuant to Article 2 (4) of the Law on Credit Institutions. In December 2015 the company was terminated.

(g) Balkan Financial Services EAD

In February 2011 the Bank acquired 100 shares representing 100% of the capital of Balkan Financial Services EOOD. The company is engaged in consultancy services related to implementation of financial information systems and software development. In January 2012 the company was transformed into a sole-shareholder company. As at 31 December 2015 the share capital of the company is BGN 50 thousand, and the Bank's shareholding is 100%.

Notes to the financial statements
35 Subsidiaries, continued
(h) Turnaround Management EOOD, Creative Investment EOOD and Lega Solutions EOOD

During the first half of 2013 the Bank established as the sole shareholder the companies Turnaround Management EOOD, Creative Investment EOOD and Lega Solutions EOOD. Each company has the minimum required capital of BGN 2 and their principal activities include manufacturing and trade in goods and services in Bulgaria and abroad (Turnaround Management EOOD, Creative Investment EOOD), acquisition, management and sale of assets, information processing, financial consultations (Lega Solutions EOOD), etc.

(i) Unionbank EAD

On 10 October 2013 the Bank acquired 122,464,965 dematerialised voting shares representing 100% of the share capital of MKB Unionbank EAD. Following the acquisition the bank's name was changed from MKB Unionbank EAD to Unionbank EAD. The principal activities of Unionbank EAD include: receiving deposits or other refundable amounts and extension of loans or other financing at its own account and for its own risk. In performance of its activities the bank carries out other commercial transactions stated in its credit institution license in accordance with legal requirements.

As a result of the acquisition the Group increased its market share, recognised a gain on bargain purchase of BGN 152,310 thousand and expects to reduce costs through economies of scale. As at 30 September 2013 the total recognised amount of the acquired identifiable assets was BGN 1,506,776 thousand (including BGN 1,132,276 thousand loans and advances to customers) and of the liabilities assumed BGN 1,308,030 thousand (including BGN 985,960 thousand deposits from customers).

(i) Consideration transferred

The consideration agreed for 100% of the shares amounts to EUR 24,000,000 (twenty four million Euros). According to IFRS 3 Business combinations the consideration transferred is measured at fair value.

(ii) Identifiable assets acquired and liabilities assumed

ASSETS	Balance sheet value at 30 September 2013	Adjustment	Fair value at 30 September 2013
Cash and balances with BNB	266,460	-	266,460
Financial assets held for trading	7,026	-	7,026
Derivative financial instruments	4	-	4
Available for sale investments	48,390	-	48,390
Loans and advances to banks and other financial institutions	22,276	-	22,276
Loans and advances to customers	1,129,864	2,412	1,132,276
Property, equipment and intangibles	11,649	-	11,649
Deferred tax assets	474	(353)	121
Other assets	18,779	(205)	18,574
Total assets	1,504,922	1,854	1,506,776
LIABILITIES			
Due to banks	6,716	-	6,716
Derivative financial instruments	5	-	5
Due to other customers	986,461	(501)	985,960
Other borrowed funds, including <i>Mortgage bonds</i>	310,921	(802)	310,119
<i>Other borrowings</i>	29,322	882	30,204
Other liabilities	281,599	(1,684)	279,915
Other liabilities	5,230	-	5,230
Total liabilities	1,309,333	(1,303)	1,308,030
Net assets	195,589	3,157	198,746
Present value of consideration transferred			46,436
Bargain purchase			152,310

Notes to the financial statements
(iii) Fair value measurement principles

According to IFRS 3 *Business combinations* the identifiable assets acquired and liabilities assumed are measured at their acquisition date fair values. The valuation techniques used for measuring the fair values of material acquired assets and liabilities are as follows.

Assets acquired/liabilities assumed	Valuation technique
Loan portfolio	<p>Income approach</p> <p>The Income approach is predicated upon the value of future cash flows that an asset will generate over its remaining useful life. The Income method provides an indication of value by converting the future cash flows to a single current capital value. Capitalization involves the conversion of income into a capital sum through the application of an appropriate discount rate. The Income approach is considered as the most appropriate method for valuation of the loan portfolio of Unionbank EAD as at 30 September 2013 due to availability of information for the value of future cash flows that the loans will generate over their remaining useful life. In order to estimate the future cash flows that the loans will generate over the remaining loan term, the loan portfolio is divided into segments corresponding to their risk classification groups. The discount rate used for the fair value estimation of the loan portfolio of Unionbank is based on BNB statistics.</p>
Placements	<p>Income approach</p> <p>The Income approach is considered as the most appropriate method for valuation of the placements of Unionbank EAD as at 30 September 2013 due to availability of information for the value of future cash flows that the placements will generate until maturity. The discount rate used for the fair value estimation of placements is based on the respective Euribor.</p>
Deposits	<p>Income approach. The following assumptions have been applied in the estimation of the fair value of Unionbank's deposits:</p> <ol style="list-style-type: none"> 1. Interest on term deposits accrues and is paid off at the end of the deposit term. 2 Book value on saving and current accounts approximates their fair value. <p>The discount rate used for the estimation of fair value of the time deposits is based on BNB statistics.</p>
Borrowings and bond obligations	<p>Income approach. The main assumptions that have been applied in the estimation of the fair value of Unionbank's debt obligations:</p> <ol style="list-style-type: none"> 1 Interest on loans is paid periodically at monthly or quarterly intervals, depending on the respective loan contract. 2 The debt obligations will be paid regularly and on time. No penalty interest will be due from Unionbank EAD. No prepayment option exists or will be exercised. 3 The mortgage bond issued by Unionbank EAD matures on 29 September 2014 and pays annual coupon of 5.75%. <p>The discount rate used for the estimation of fair value of the Unionbank's debt is based on average yield on government bonds with comparable maturity.</p>
Property and equipment	<p>Market comparison method. The Market comparison method involves direct comparison of the subject property with identical or similar assets for which price information is available. <input type="checkbox"/></p> <p>Residual value method The method is used to arrive at a value for a vacant site or a site or a building that is ripe for redevelopment and has a developed construction project. It assumes that the process of development is a business, and by adopting this assumption it is possible to assess the value of land or land and buildings in their existing form, reflecting development potential, as part of the process. The Residual Method comprises the estimation of the value of the site or the buildings in a developed or redeveloped form (either by comparison or by the investment method), and, from this gross development value should be deducted all costs that will be incurred in putting the property into the form that will command the price. <input type="checkbox"/></p> <p>Income method</p> <p>Cost method. The cost method estimates value based on the cost of reproducing or replacing the valued property, less depreciation arising from physical and functional deterioration and economic obsolescence. <input type="checkbox"/></p>
Assets held for sale	Market comparison method and residual value method.
Intangible assets	It is assumed that the book value of any intangible assets approximates its fair value, given the fact that First Investment Bank AD and Unionbank EAD will merge.

Notes to the financial statements**35 Subsidiaries, continued****(i) Unionbank EAD, continued*****(iii) Fair value measurement principles, continued***

The merger of Unionbank EAD in First Investment Bank AD was listed in the Commercial Register on 4 March 2014. By force of law with the record in the Commercial Register Unionbank EAD was delisted as a company and all its rights and obligations were transferred to First Investment Bank AD as its universal successor. The process of IT and technological merger, as well as the accounting merger of the two banks were successfully completed on 4 March 2014.

(j) AMC Imoti EOOD

AMC Imoti EOOD was registered in September 2010 and was acquired by the Bank through the purchase of MKB Unionbank EAD as its subsidiary. The scope of operations of the company includes activities related to acquisition of property rights and their subsequent transfer, as well as research and evaluation of real estate, property management, consulting and other services. As at 31 December 2015 the capital of the company is BGN 500 thousand, and the Bank is the sole owner.

36 Post balance sheet events

There have been no events after the reporting date that require additional disclosures or adjustments to the financial statements of the Bank.



ANNUAL REPORT

(ON AN UNCONSOLIDATED BASIS)

OF FIRST INVESTMENT BANK AD

FOR 2015

MARCH 2016

The present report is prepared on the grounds of and in compliance with the requirements of the Accounting Act, the Law on Public Offering of Securities, Ordinance №2 of the Financial Supervision Commission from 17.09.2003 for the prospects of public offering and admittance for trade on a regulated market of securities and for the disclosure of information by public companies and other issuers of securities, Regulation (EU) No 575/2013 of the European Parliament and of the Council on prudential requirements for credit institutions and investment firms and the National corporate governance code.

WHO WE ARE

First Investment Bank AD (Fibank) is a credit institution with a full license for banking activity in the Republic of Bulgaria and abroad. Fibank offers various products and services for individuals and corporate clients, based on deep financial expertise and knowledge of the various industry sectors of the economy.

OUR BUSINESS

- ◆ Corporate banking
- ◆ Retail banking
- ◆ SME lending
- ◆ Microlending
- ◆ Card payments
- ◆ E-banking
- ◆ Trade financing
- ◆ International payments
- ◆ Money and capital markets
- ◆ Foreign exchange

HISTORY

First Investment Bank operates on the Bulgarian market for more than 20 years. It is the biggest Bulgarian-owned bank and the third largest bank in Bulgaria. Throughout the years its business profile has developed as a universal credit institution offering high quality of customer service.

GOVERNANCE STRUCTURE

Two-tier governance system consisting of a Supervisory Board and a Managing Board.

EMPLOYEES

3063 employees at end-2015.

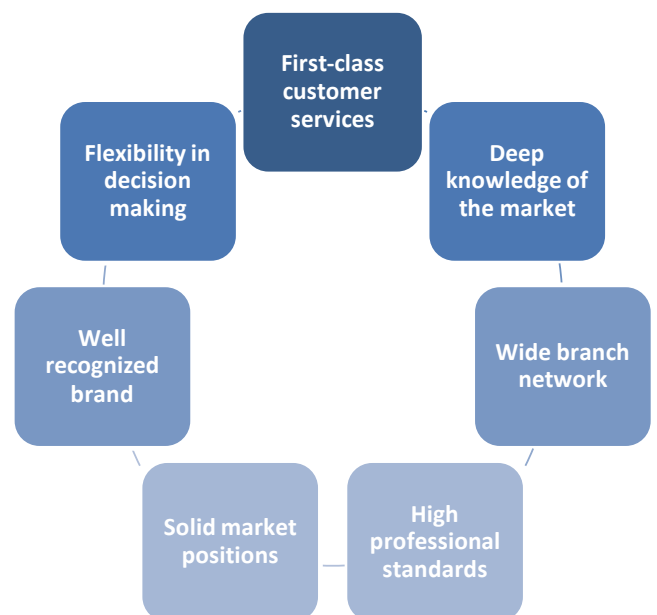
HEADQUARTERS

37, Dragan Tsankov Blvd., 1797 Sofia.

BUSINESS PRINCIPLES

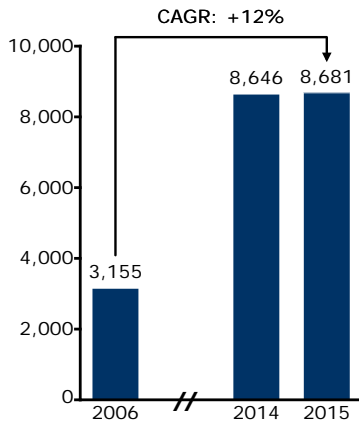
- ◆ We believe that the trust is in the ground of long-term relations
- ◆ We strive not only for the best practices and results, but we have the goodwill and discipline to achieve them
- ◆ We appreciate and respect our business partners
- ◆ We strive for development and offering of proactive solutions
- ◆ We are engaged in social issues and we give our contribution to their solution
- ◆ We bear responsibility for our decisions and actions.

COMPETITIVE ADVANTAGES

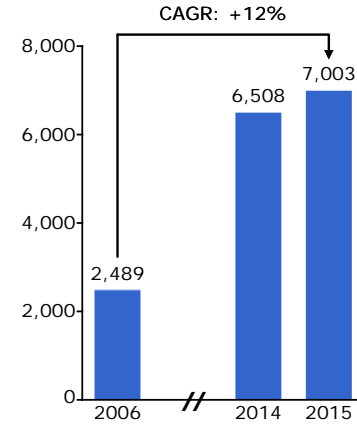


SELECTED INDICATORS
Assets

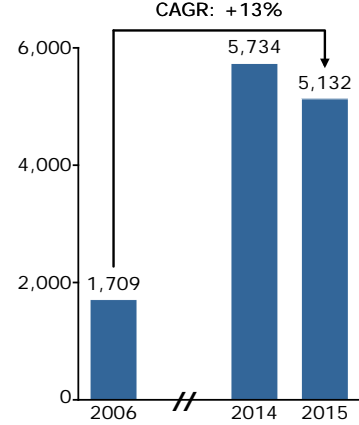
Assets, BGNm



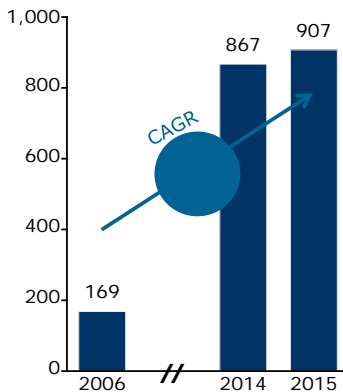
Deposits, BGNm



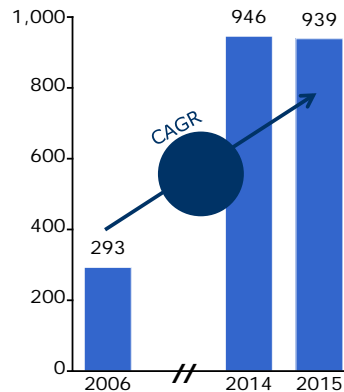
Loans, BGNm


Tier 1 Capital

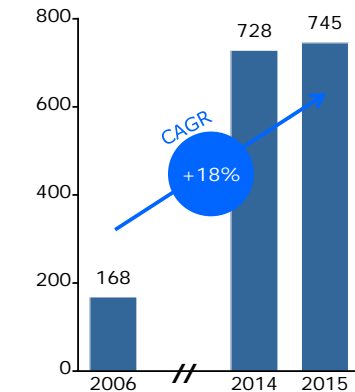
Tier 1 Capital, BGNm



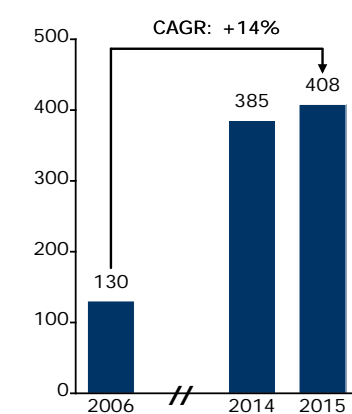
Capital base, BGNm



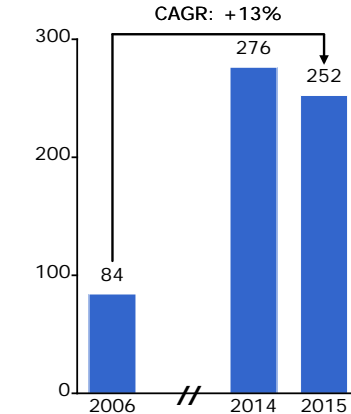
Shareholders' equity, BGNm


Operational income

Operational income, BGNm



Net interest income, BGNm



Net fee & commission income, BGNm

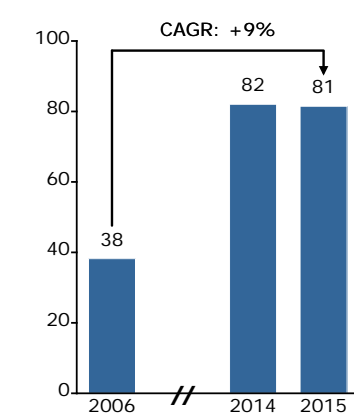



TABLE OF CONTENTS

MISSION	7	DISTRIBUTION CHANNELS	47
SUSTAINABLE DEVELOPMENT	8	BRANCH NETWORK.....	47
BANK PROFILE	10	CONTACT CENTRE – *bank (*2265), 0800 11 011	48
CORPORATE STATUS.....	10	CORPORATE BLOG	48
PARTICIPATIONS AND MEMBERSHIPS	10	SALES.....	48
MARKET POSITION	10	REMOTE BANKING	49
MARKET SHARE	11	VIRTUAL BANKING BRANCH (e-fibank)	49
CORRESPONDENT RELATIONS.....	11	MOBILE APPLICATION (Fibank)	49
BRANCH NETWORK	11	My Fibank	50
SUBSIDIARY COMPANIES.....	11	INFORMATION TECHNOLOGIES	51
AWARDS 2015	12	CORPORATE GOVERNANCE	52
FIRST INVESTMENT BANK: DATES AND FACTS ----	13	CORPORATE GOVERNANCE FRAMEWORK	52
HIGHLIGHTS 2015	17	MANAGEMENT STRUCTURE	53
FINANCIAL REVIEW	21	CORPORATE GOVERNANCE REPORT	54
KEY INDICATORS.....	21	SUPERVISORY BOARD	55
FINANCIAL RESULTS.....	22	MANAGING BOARD	57
BALANCE.....	25	GENERAL MEETING OF SHAREHOLDERS	59
LOAN PORTFOLIO	27	AUDIT AND INTERNAL CONTROL	59
LOANS	27	PROTECTION OF SHAREHOLDERS' RIGHTS	59
RELATED PARTY TRANSACTIONS	28	INFORMATION DISCLOSURE	60
COMMITMENTS AND CONTINGENT		STAKEHOLDERS	61
LIABILITIES	29	SHAREHOLDERS' STRUCTURE	62
ATTRACTED FUNDS.....	29	BANK'S SHARE PRICE	63
CAPITAL	32	HUMAN CAPITAL	64
REGULATORY CAPITAL	32	REMUNERATION POLICY.....	65
CAPITAL REQUIREMENTS	33	POLICY FOR NOMINATION OF SENIOR MANAGEMENT	66
CAPITAL BUFFERS	34	SOCIAL RESPONSIBILITY	67
LEVERAGE	34	BUSINESS REVIEW	69
RISK MANAGEMENT	35	RETAIL BANKING	69
RISK MANAGEMENT STRATEGY	35	DEPOSITS	69
RISK MANAGEMENT FRAMEWORK.....	36	LOANS	70
CREDIT RISK	38	CARD PAYMENTS	71
MARKET RISK	41	GOLD AND COMMEMORATIVE COINS	72
LIQUIDITY RISK.....	42	PRIVATE BANKING	72
OPERATIONAL RISK.....	44	CORPORATE BANKING	73
RISK EXPOSURES.....	44	DEPOSITS	73
INTERNAL CAPITAL ADEQUACY ANALYSIS.....	45		

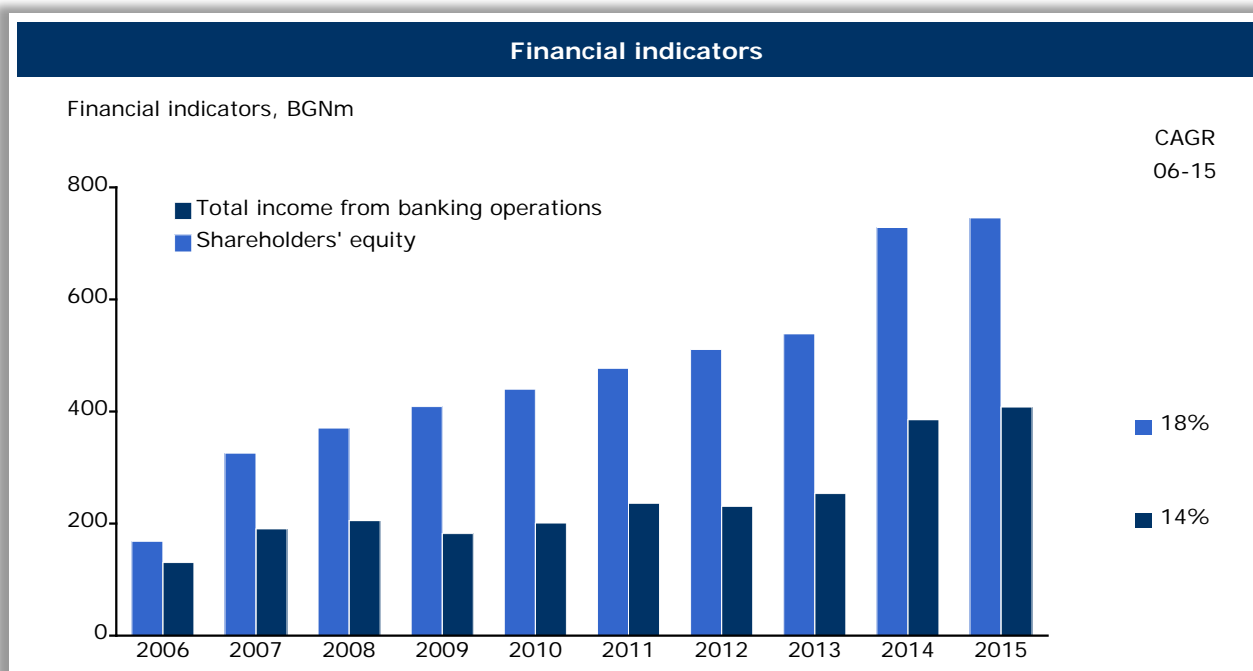
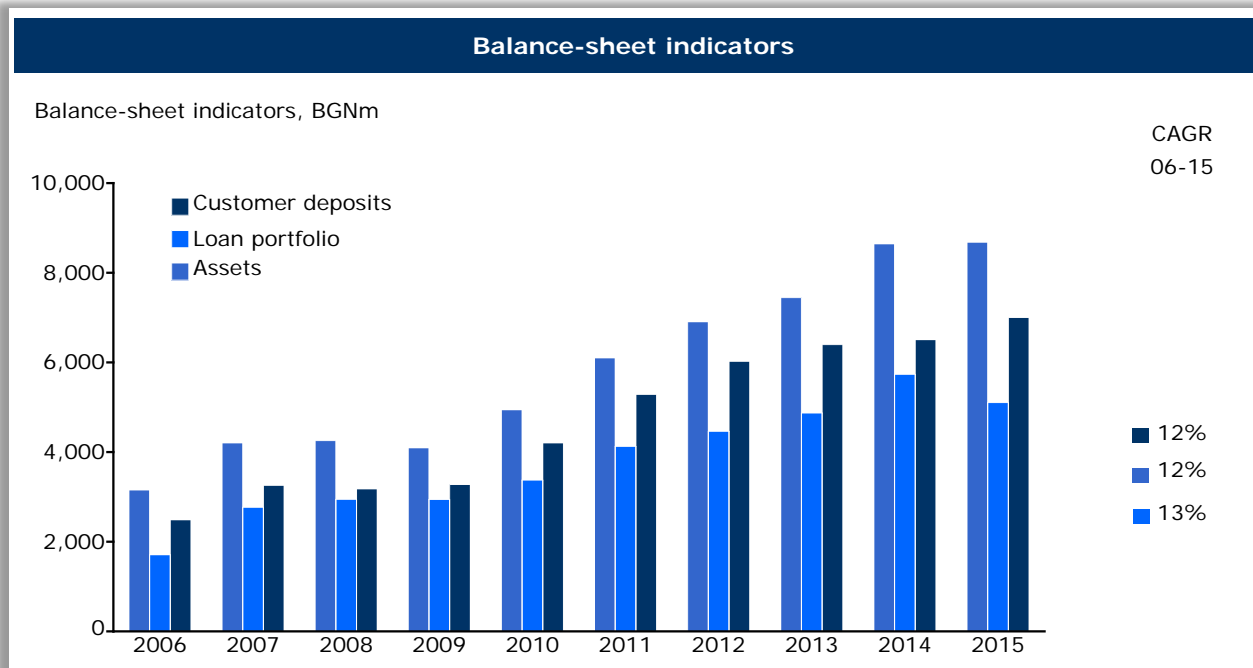
LOANS	74	EVENTS AFTER THE REPORTING PERIOD -----	85
EUROPROGRAMS	77	GOALS FOR DEVELOPMENT DURING 2016 -----	86
PAYMENT SERVICES.....	78	OTHER INFORMATION -----	87
INTERNATIONAL PAYMENTS	78	MEMBERS OF THE SUPERVISORY BOARD.....	87
CAPITAL MARKETS.....	80	MEMBERS OF THE MANAGING BOARD.....	91
FULLFILMENT OF THE GOLAS FOR 2015 -----	82		



MISSION

First Investment Bank AD aspires to continue to be one of the best banks in Bulgaria, recognized as a rapidly growing, innovative, customer-oriented bank, offering outstanding products and services to its customers, ensuring excellent careers for its employees, and contributing to the community. The Bank shall continue to develop high-technological solutions providing its customers with opportunities for banking from any place around the world at any time.

SUSTAINABLE DEVELOPMENT



In 2015 First Investment Bank fulfilled promptly all commitments, undertaken with regards to the liquidity support received pursuant to Decision C(2014) 8959/25.11.2014 of the European Commission, incl. on enhancing corporate governance and risk management, which were realized together with the International Finance Corporation (IFC), part of the World Bank Group. Organizational changes were realized, through which the positions of Chief Executive Officer (CEO), Chief Risk Officer (CRO), Chief Compliance Officer (CCO)

were established, as well as a new independent member of the Supervisory Board was elected. During the period the methods for operational risk management were further developed, as well as new tools were implemented with regards to pricing and profitability.

Furthermore, during the reported period the Bank was repaying ahead of schedule the staid aid received in the form of a deposit from the Ministry of Finance, and as at 31 December 2015 its outstanding value amounted to BGN 450,922 thousand, compared to BGN 901,844 thousand as at end-2014. At the beginning of 2016, after the reporting period, the Bank repaid another BGN 150 million of the liquidity support, as the rest remains due until 28 May 2016.

On-going monitoring for the prompt and correct fulfillment of all commitments undertaken was exercised by a specially appointed for that purpose independent monitoring trustee, approved by the European Commission.

BANK PROFILE

CORPORATE STATUS

First Investment Bank is a joint-stock company registered with Sofia City Court pursuant to a ruling dated 8 October 1993. Since 28 February 2008 the Bank has been registered in the Commercial Register of the Registry Agency.

First Investment Bank is a public company registered in the Commercial Register of Sofia City Court by a decision dated 4 June 2007 and in the register of public companies and other issuers held by the Financial Supervision Commission by a decision dated 13 June 2007.

The Bank owns universal banking license for domestic and international operations.

First Investment Bank is a licensed primary dealer in government securities and it is a registered investment intermediary.

PARTICIPATIONS AND MEMBERSHIPS

- ◆ Association of Banks in Bulgaria
- ◆ Bulgarian Stock Exchange – Sofia AD
- ◆ Central Depository AD
- ◆ BORICA – Bankservice AD
- ◆ MasterCard International
- ◆ VISA International
- ◆ S.W.I.F.T.

MARKET POSITION¹

- ◆ Third in assets
- ◆ Third in lending
 - Second in corporate lending
 - Fifth in mortgage loans
 - Sixth in consumer loans
- ◆ Third in deposits
 - Third in deposits from individuals
- ◆ Among the leading banks in card business
- ◆ Among the leading banks in payment services, including international payments and trade operations

¹ Market positions are based on unconsolidated data from the BNB and Borica – Bankservice AD.

MARKET SHARE²

- ◆ 9.92% of bank assets in Bulgaria
- ◆ 10.72% of loans in the country
 - 12.38% of corporate lending
 - 8.52% of consumer lending
 - 6.79% of mortgage lending
- ◆ 10.76% of deposits in the country
 - 13.41% of deposits from individuals

CORRESPONDENT RELATIONS

Fibank has a wide network built up of correspondent banks, through which it performs international payments and trade financing operations in almost all parts of the world. The Bank executes international transfers in foreign currency, and issues cheques and performs different documentary operations.

Fibank is a respected, reliable and fair partner, which has built over the years a good reputation among international financial institutions and gained valuable experience and know-how from its numerous business partners, investors, customers and counterparties.

BRANCH NETWORK

As at 31 December 2015 First Investment Bank has a total of 163 branches and offices: 162 branches and offices (including the Head Office) throughout Bulgaria and one foreign branch in Cyprus.

SUBSIDIARY COMPANIES

First Investment Bank AD has eleven subsidiary companies as at 31 December 2015: First Investment Bank - Albania Sh.a., Diners Club Bulgaria AD, Fi Health Insurance AD, First Investment Finance B.V., Debita OOD, Realtor OOD, Balkan Financial Services EAD, Creative Investment EOOD, Turnaround Management EOOD, Lega Solutions EOOD and AMC Imoti EAD.

For further information regarding subsidiary companies see note 36 "Subsidiaries" of the Unconsolidated Financial Statements as at 31 December 2015, together with the Report of the Independent Auditor.

² Market positions are based on unconsolidated data from the BNB and Borica – Bankservice AD.

AWARDS 2015

- ◆ For a second consecutive year, First Investment Bank was distinguished as the most favorite brand among financial institutions in Bulgaria by the global organization Superbrands based on independent research of the consumer segment.
- ◆ The Debit MasterCard product of the Bank was distinguished as Card Product of the Consumers at the annual awards of the b2b Magazine.
- ◆ First Investment Bank received from Commerzbank the prestigious STP Award 2014 for excellent quality in the delivery of commercial payments and financial institutions transfers.
- ◆ Fibank, as a socially responsible company, was awarded the honorary Heart of Sofia sign by Art Center Karnolsky for supporting and stimulating the talented children of Bulgaria.
- ◆ First Investment Bank received the Best Marketing Team award for its project “A message of Fibank” at the annual awards of the Bulgarian Association of Advertisers.



FIRST INVESTMENT BANK: DATES AND FACTS

1993	<ul style="list-style-type: none"> ◆ First Investment Bank was established on 8 October 1993 in Sofia. ◆ Fibank was granted a full banking licence for carrying out operations in Bulgaria and abroad.
1994-95	<ul style="list-style-type: none"> ◆ The Bank developed and specialised in servicing corporate clients.
1996	<ul style="list-style-type: none"> ◆ First Investment Bank was the first in Bulgaria to offer services enabling banking from home or from the office. ◆ Fibank was the first bank to receive a 5-year loan from the European Bank for Reconstruction and Development for financing small and medium-sized enterprises in Bulgaria.
1997	<ul style="list-style-type: none"> ◆ The Bank started issuing Cirrus/Maestro debit cards, Eurocard/Mastercard credit cards and the American Express card. Fibank was the first Bulgarian bank to offer debit cards with international access. ◆ Thompson Bankwatch awarded Fibank its first credit rating. ◆ The Bank opened its first branch abroad, in Cyprus.
1998	<ul style="list-style-type: none"> ◆ First Investment Bank obtained its first syndicated loan from foreign banks. The Bank negotiated financing for the import of investment goods from Austria, Belgium, Denmark, Finland, France, Germany, Italy, the Netherlands, Norway, Portugal, Spain, Sweden and Switzerland, guaranteed by export insurance agencies.
1999	<ul style="list-style-type: none"> ◆ The Bank negotiated a syndicated loan organized by EBRD to the total amount of EUR 12.5 million. ◆ First Investment Bank received a medium-term loan for EUR 6.6 million from a German government organization for financing of Bulgarian companies. ◆ The Bank opened a foreign branch in Tirana, Albania offering banking services to Albanian companies and individuals.
2000	<ul style="list-style-type: none"> ◆ First Investment Bank started developing its business in the field of retail banking. Deposits from private individuals grew 2.3 fold.
2001	<ul style="list-style-type: none"> ◆ Fibank launched the first virtual bank branch in Bulgaria, allowing customers to bank via the Internet. ◆ The Bank was awarded the prize “Bank of the Year” by ‘Pari’ (‘Money’) daily. ◆ Maya Georgieva (Executive Director of First Investment Bank), received the prize “Banker of the Year” from ‘Banker’ Weekly.
2002	<ul style="list-style-type: none"> ◆ Fibank was named “Bank of the Client” in the annual rating of ‘Pari’ daily.
2003	<ul style="list-style-type: none"> ◆ Products and services to individuals became the focus of the Bank’s activities. ◆ Loans to individuals increased over five times during the year. ◆ Fibank was named “Bank of the Client” for the second time in the annual rating of ‘Pari’ daily.

2004	<ul style="list-style-type: none"> ◆ The Bank expanded its infrastructure. The branch network expanded by 27 new branches and offices, the ATM network more than doubled. ◆ First Investment Bank was awarded the prize “Financial Product of the Year” for its Mortgage Overdraft product.
2005	<ul style="list-style-type: none"> ◆ Fibank acquired 80% of the capital of Diners Club Bulgaria AD. ◆ The Bank issued Eurobonds to the amount of EUR 200 million on the Luxembourg Stock Exchange. Fibank was also the first Bulgarian bank to issue perpetual subordinated bonds. ◆ Matthew Mateev (Deputy Chief Executive Director of First Investment Bank) was awarded the prize “Banker of the Year” by ‘Banker’ weekly.
2006	<ul style="list-style-type: none"> ◆ Fibank was named “Bank of the Client” for the third time in the annual rating of ‘Pari’ daily. ◆ First Investment Bank received a syndicated loan, to the amount of EUR 185 million, organised by Bayerische Landesbank, in which 33 banks participated. ◆ The Bank’s share capital was increased from BGN 20 million to BGN 100 million by transforming retained profits into 8 million new shares with a nominal value of BGN 10 each.
2007	<ul style="list-style-type: none"> ◆ First Investment Bank realized the biggest banking initial public offering of shares in Bulgaria. The Bank became a public company and increased its issued share capital from BGN 100 million to BGN 110 million. ◆ „Fibank Mobile“ – the first banking mobile portal created by the Bank with useful financial information for its customers, started functioning. ◆ The Albanian Central Bank issued a full banking licence to First Investment Bank – Albania Sh.a. ◆ Fibank is among the first banks in Bulgaria to implement new chip technology by issuing debit and credit cards.
2008	<ul style="list-style-type: none"> ◆ Fibank successfully implemented new centralized and integrated core banking information system FlexCube, suitable for retail banking as well as for corporate banking, with a module for Internet banking and a module for work processes management. ◆ First Investment Bank received a syndicated loan to the amount of EUR 65 million from 11 leading banks all over the world. ◆ Fibank became the first bank in Bulgaria with its own corporate blog. ◆ The Bank received the prestigious card business award OSCARDS of Publi-News in the Europe region for innovation in the card business.
2009	<ul style="list-style-type: none"> ◆ Fibank became the first and only bank in Bulgaria to start offering the sale and redemption of investment diamonds. ◆ First Investment Bank offered a new Internet service “My FIBank” – part of the Bank’s Ecological program, which provides e-statements on customers’ current and deposit accounts and credit cards.

2010	<ul style="list-style-type: none"> ◆ Fibank welcomed its one millionth client. ◆ First Investment Bank signed an agreement with IFC for cooperation in the field of trade finance. ◆ Fibank was the first Bank in Bulgaria to offer contactless payments based on PayPass technology. ◆ Fibank acquired controlling interest in Health Insurance Fund FI Health AD.
2011	<ul style="list-style-type: none"> ◆ First Investment Bank was recognized as the Best Bank in Bulgaria in 2011 by the financial magazine Euromoney. ◆ Fibank developed its services for financing and project management under EU Programmes and initiatives. ◆ New Executive Directors of the Bank were appointed – Dimitar Kostov, Vassil Christov, Svetoslav Moldovansky. ◆ Maya Georgieva (Executive Director of First Investment Bank) received the Banker of the Year 2011 award from “Banker” Weekly for market sustainability achieved and customer confidence earned.
2012	<ul style="list-style-type: none"> ◆ Fibank was granted “Bank of the Year” award from “Bank of the Year” Association, with the best complex performance. ◆ The Bank signed an agreement with the European Investment Fund for the financing of SME under the JEREMIE initiative. ◆ Fibank was included in the Top 1000 World Banks ranking of the prestigious magazine The Banker in terms of Tier I capital. ◆ Vassil Christov, Executive Director of First Investment Bank won the prestigious award “Banker of the Year” of the “Banker” Weekly.
2013	<ul style="list-style-type: none"> ◆ First Investment Bank AD signed an agreement with the Hungarian MKB Bank Zrt. for the acquisition of 100% of the shares of MKB Unionbank EAD. ◆ First Investment Bank marked the 20th anniversary of its establishment. ◆ Fibank finalized the issuance of new hybrid debt (two bonds emissions) to the total amount of EUR 100 million, included in the Tier I capital. ◆ Clients were provided with the opportunity to purchase online products of investment gold and other precious metals. ◆ Maya Oyfalosh was elected Executive Director of First Investment Bank AD.
2014	<ul style="list-style-type: none"> ◆ The merger of Union Bank EAD into First Investment Bank AD was successfully implemented. The processes of integration of operational accounting systems, procedures, infrastructure, human resources, products and services were performed in less than 6 months, due to the high professionalism of the employees and the good management of processes by the specially established for this purpose integration board. ◆ First Investment Bank successfully overcame the pressure on the banking system thanks to the maintained high liquidity, good organization, high corporate spirit and professionalism, as well as to the liquidity support pursuant to EC Decision C(2014) 4554/29.06.2014. ◆ The long-term collaboration with the International Finance Corporation (IFC) was continued, as on Fibank’s initiative through the year the IFC performed a diagnosis of the Bank’s corporate governance and risk management.

- | | |
|--|---|
| | <ul style="list-style-type: none">◆ Fibank was granted two awards for the best bank in the field of retail banking from the international portal Global Banking & Finance Review, as well as for its entire contribution to the development of the card business in Bulgaria from the international organization MasterCard.◆ The Bank continued to develop and expand the opportunities for supporting clients in the absorption of resources from the European funds, including through the collaboration with the European Investment Fund, the National Guarantee Fund and the Bulgarian Development Bank. |
|--|---|

HIGHLIGHTS 2015

JANUARY

- ◆ First Investment Bank signed an agreement with the International Finance Corporation (IFC), part of the World Bank Group, to implement a joint project for upgrading the systems for risk management and corporate governance in Fibank in accordance with the principles of the Basel Committee and the recognized international standards.
- ◆ A new loan was offered based on SAPS subsidies for 2015, with simplified procedure and pre-approved amount of up to BGN 500 thousand for loyal borrowers.



FEBRUARY

- ◆ The Bank offered preferential conditions for issuance of bank guarantees to SMEs selected as contractors, or applying under the National Programmed for refurbishment of buildings.
- ◆ First Investment Bank offered attractive banking packages for business customers.
- ◆ Fibank was among the sponsors of the FIS World Cup Ladies' Alpine competition held in Bansko.




MARCH

- ◆ First Investment Bank developed its systems and processes for defining and analysis of key risk indicators (KRIs), with the aim of improving the monitoring and management of operational risk.
- ◆ Fibank organized a series of seminars on European financing for businesses, aiming at introducing the possibilities for applying under the EU operational programs for the new 2014-2020 programming period.




APRIL

- ◆ New lending products and competitive terms for micro enterprise customers were introduced, as part of the Bank's policy to further develop and support this market segment.
- ◆ Fibank supported the technology conference dedicated to digital transformation - CEEDS'15 by Webit, in fulfillment of its mission to introduce innovative and high-tech banking solutions.
- ◆ A promotional campaign for issuance of MasterCard/VISA credit cards was launched.



MAY

- ◆ For the fourth consecutive year, First Investment Bank launched the competition Best Bulgarian Firm of the Year, aimed at supporting Bulgarian companies and creating increased confidence among them, as well as at drawing attention to positive and successful business examples in the country.
- ◆ Within the student initiative Business in Practice, students of economics assumed the roles of Executive Directors of Fibank.



JUNE

- ◆ At the General Meeting of Shareholders of First Investment Bank, a new member of the Supervisory Board was elected: Mr. Jyrki Koskelo, an accomplished professional with extensive experience in the International Finance Corporation (IFC).
- ◆ The activities related to the Compliance function were further developed according to the Basel Committee corporate governance principles for banks.
- ◆ Ms. Maya Georgieva, Deputy Chair of the Supervisory Board, participated in the annual Corporate Governance Group network meeting of the International Finance Corporation (IFC) held in Washington.
- ◆ The Bank launched a new socially responsible initiative under the motto "Sports in the city with Fibank" by donating all to sporting people a renovated basketball court in Gorna Banya district in the city of Sofia.



JULY

- ◆ A new Corporate Governance Code of First Investment Bank was adopted, outlining the framework and setting out the basic components, functions and responsibilities that constitute the system of corporate governance at the Bank, exceeding the local regulatory requirements and implementing the latest principles of the Basel Committee on Banking supervision.
- ◆ The corporate blog of Fibank marked its seventh anniversary.

AUGUST

- ◆ The Bank developed its operational risk management by introducing regular self-assessment (RCSA) as an additional tool for evaluating and analyzing this kind of risk.
- ◆ First Investment Bank offered competitive conditions on the Right of Choice mortgage loan, such as fixed interest rate for the first 3 years and the possibility for a 12-month grace period every five years of the loan term.
- ◆ Fibank repaid a perpetual capital instrument with original principal of EUR 27 million, after obtaining approval by the BNB and the EC.



SEPTEMBER

- ◆ A new system for investment intermediation and brokerage services was introduced, featuring complete and integrated front office and back office functionalities.
- ◆ In an effort to maintain an open line of communication with investors and enhance dialogue with minority shareholders, a Club of investors was created.
- ◆ Fibank started distribution of new a collector's series of gold and silver bullion medallions, The Tree of Life of the Swiss refinery PAMP.



OCTOBER

- ❖ The Bank further developed its pricing methodologies, with a view to maximize the application of the risk-based approach by type of lending product.
- ❖ The conditions for provision of standard factoring services to corporate clients were optimized.
- ❖ A platform for electronic education was successfully implemented under the E-learning project, with a view to greater effectiveness of the learning process and providing opportunities for use of the modern communication channels.
- ❖ Fibank initiated a charity campaign in cooperation with the Dimitar Berbatov Foundation to support the talented children of Bulgaria.



NOVEMBER

- ❖ A new organizational structure of the Bank was adopted, further elaborating the control functions and introducing new positions, including the ones of Chief Executive Officer, Chief Risk Officer and Chief Compliance Officer.
- ❖ New investment gold and silver bullion bars were offered on the occasion of the Year of the Monkey, produced by the Swiss refinery PAMP.
- ❖ An extension of the framework agreement with Taiwan's Eximbank was signed to finance deliveries of goods made by Taiwanese suppliers to customers of Fibank.

DECEMBER

- ❖ A project was realized for the development and implementation of a profitability assessment application at the level of business line, portfolio, product, and customer.
- ❖ A new Forex Plus deposit product was developed, with the possibility of obtaining additional bonus tied to the US dollar exchange rate.
- ❖ Fibank sent an invitation to minority shareholders to participate in an Annual Meeting aimed at enhancing transparency and feedback between them and the senior management of the Bank.
- ❖ Fibank negotiated a new agreement with the NGF for the issuance of a BGN 20 million portfolio guarantee for securing the Bank's loans to SMEs.



FINANCIAL REVIEW

KEY INDICATORS

	2015	2014	2013	2012	2011
Financial indicators (BGN thousand)					
Net interest income	252,380	276,269	162,334	147,479	156,429
Net fee and commission income	81,470	82,029	80,353	72,202	70,781
Net trading income	11,340	12,934	8,532	8,198	11,117
Total income from banking operations	407,975	385,292	253,548	230,692	236,135
Administrative expenses	(172,518)	(178,310)	(140,351)	(152,452)	(150,361)
Impairment	(327,422)	(291,827)	(61,063)	(36,035)	(34,370)
Net profit	12,543	30,581	25,858	28,915	36,503
Balance-sheet indicators (BGN thousand)					
Assets	8,681,387	8,645,835	7,445,943	6,907,337	6,101,669
Loans and advances to customers	5,131,731	5,734,295	4,871,896	4,463,094	4,127,002
Loans and advances to banks and financial institutions	109,435	80,559	291,459	18,290	100,054
Due to other customers	7,002,880	6,507,864	6,397,543	6,024,530	5,286,891
Liabilities evidenced by paper	133,802	177,544	147,745	77,304	132,443
Total shareholders' equity	745,382	728,409	538,604	510,732	477,045
Resources (in numbers)					
Branches and offices	163	169	152	152	163
Staff	3,063	3,129	2,708	2,691	2,680

CREDIT RATING

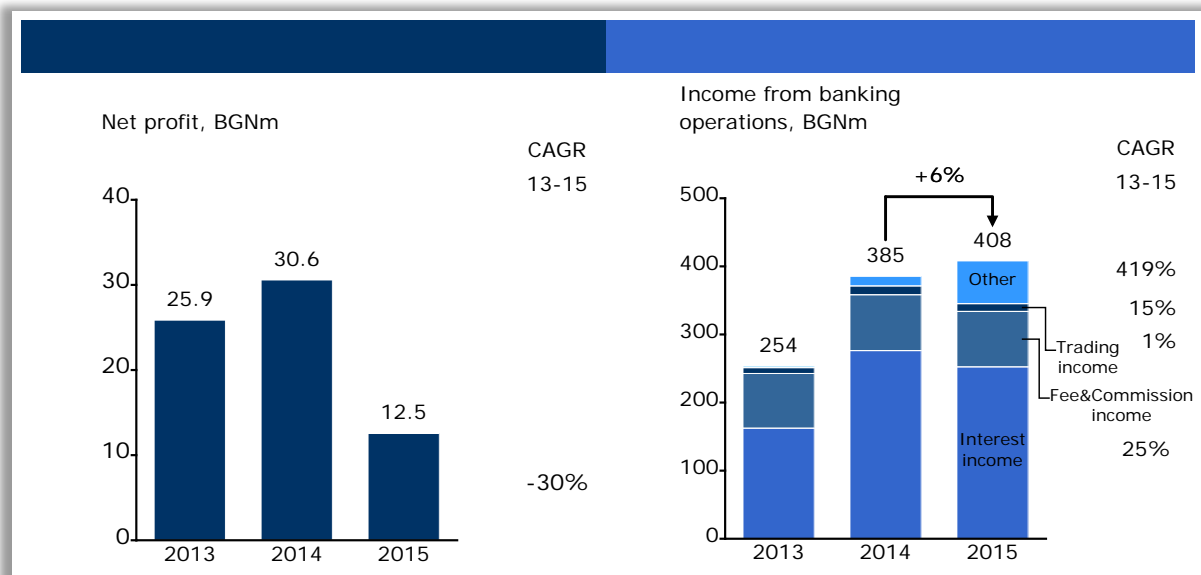
First Investment Bank has credit ratings from the international agency for credit rating Fitch Ratings.

Fitch Ratings	2015	2014	2013	2012	2011
Long-term rating	B-	BB-	BB-	BB-	BB-
Short-term rating	B	B	B	B	B
Viability rating	b-	b-	b-	b-	b+
Support rating	5	3	3	3	3
Support rating floor	NF	BB-	BB-	BB-	BB-
Outlook	Stable	Negative	Stable	Stable	Watch

In May 2015 Fitch Ratings revised the ratings of a number of banks in EU, among which First Investment Bank, as a result of the implementation of the new European framework for recovery and restructuring of credit institutions and the related expectations of the rating agency for decrease in the probability of state support for the banks in EU. In connection to that, the support rating of First Investment Bank was changed from „3“ to „5“ and as a consequence – the long-term rating revised to „B-“ in line with the level of the viability rating of the Bank. The latter, which reflects the standalone solvency of First Investment Bank was confirmed at the level of „b-“, with a stable outlook. The short-term rating of the Bank was confirmed as well at „B“.

FINANCIAL RESULTS

In 2015 the net profit of First Investment Bank amounted to BGN 12,543 thousand, compared to BGN 30,581 thousand a year earlier, as a result of the lower interest and fee and commission income, as well as of the more conservative provisioning policy, applied by the Bank. The dynamics reflected also the kept high-liquid but low-profitability assets such as cash and first-class government bonds, used for securing the maintained high levels of liquidity.



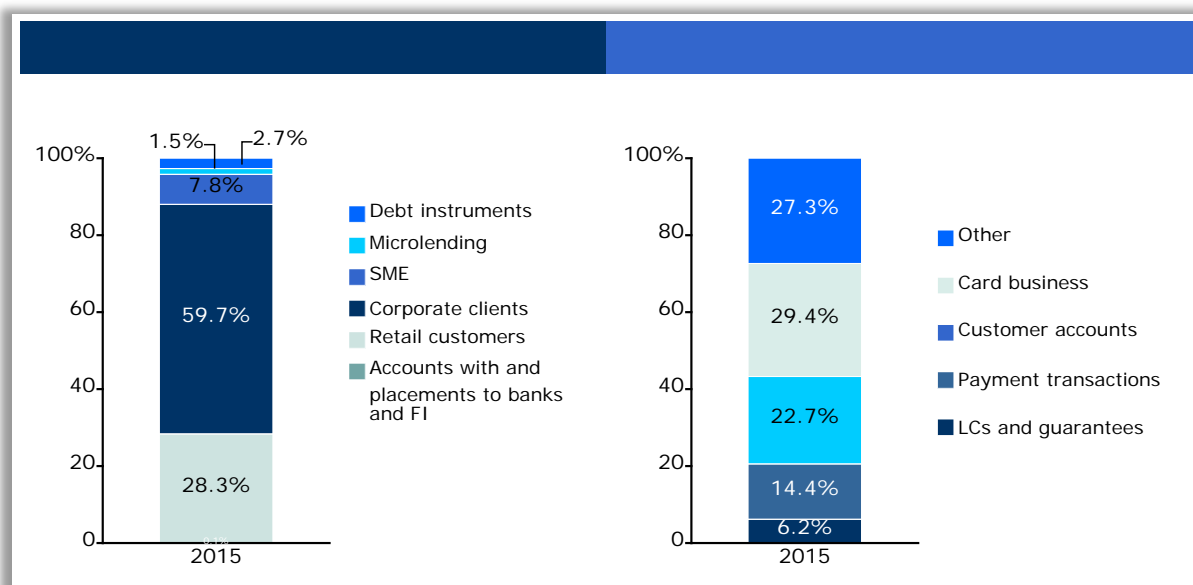
In accordance with the external environment and market conditions, the total income from banking operations slowed down their growth, increasing by 5.9% and reaching BGN 407,975 thousand (2014: BGN 385,292 thousand).

In 2015 the net interest income amounted to BGN 252,380 thousand (2014: BGN 276,269 thousand), as it remained the main source of income for the Bank, comprising 61.9% of the total income from banking operations. The operations of Fibank abroad (through its Cyprus branch) decreased in line with the Bank's policy for reduction of the loan portfolio to foreign legal entities (non-residents), and formed 7.6% of the net interest income (2014: 12.6%).

For the reporting period, the interest income amounted to BGN 470,650 thousand (2014: BGN 503,731 thousand), in accordance with the economic environment and the needs for financing, as well as with the market trend for decrease in interest rates. The interest income, arising from corporates clients amounted to BGN 280,788 thousand, compared to BGN 319,365 thousand the previous year. An increase was reported in the other main business segments, including the retail banking – up to BGN 133,111 thousand (2014: BGN

132,719 thousand), the small and medium enterprises – up to BGN 36,714 thousand (2014: BGN 32,952 thousand), and microlending – up to BGN 7,050 thousand (2014: BGN 6,238 thousand). Those connected with debt instruments, reached BGN 12,662 thousand (2014: BGN 10,471 thousand).

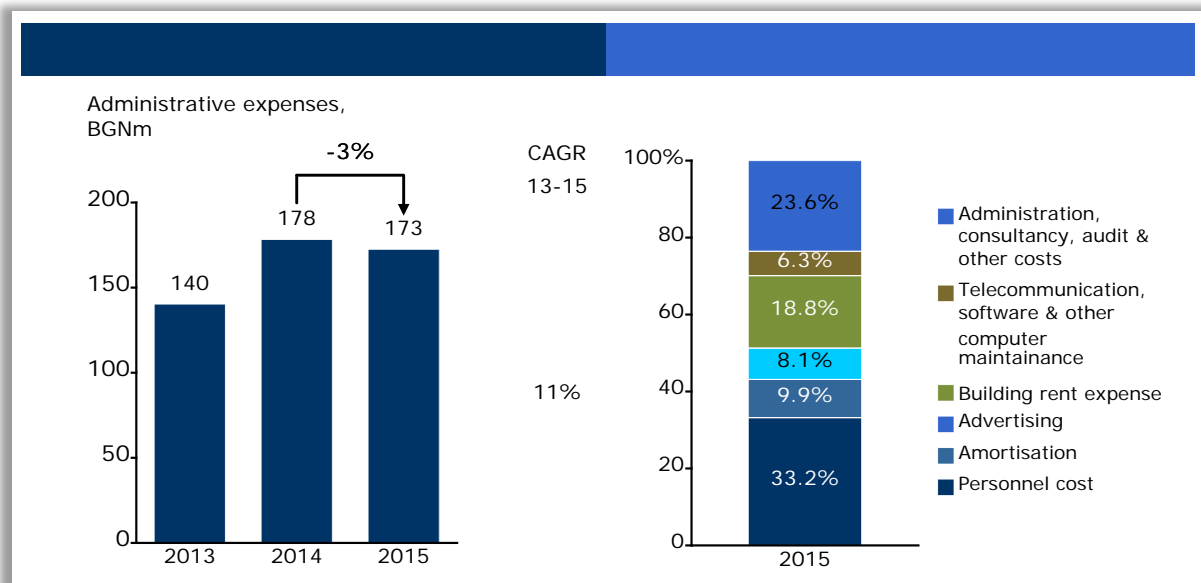
The Bank continued to optimize the structure and expenses of the attracted funds in line with the market conditions. Interest expenses decreased by 4.0% to BGN 218,270 thousand (2014: BGN 227,462 thousand), as a result mainly of a decrease in the expenses on customer deposits, which reached BGN 200,013 thousand, compared to BGN 218,619 thousand in the previous year, forming 91.6% of the total interest expenses. Throughout the year First Investment Bank continued to adapt the interest rates on deposits products in accordance with the market trends and the competitive environment, as well as with the maintained high levels of liquidity. A decrease was reported on the interest expenses, arising from the other borrowed funds (2015: BGN 2,330 thousand; 2014: BGN 4,222 thousand) and on the perpetual debt instruments (2015: BGN 9,231 thousand; 2014: BGN 12,187 thousand), resulting from repaid during the period instruments and matured financings.



Net fee and commission income amounted to BGN 99,384 thousand, as it remained on levels close to the previous year – BGN 101,450 thousand. An increase was reported on the fee and commission income arising from card business (2015: BGN 29,199 thousand; 2014: BGN 28,850 thousand) and from customer accounts (2015: BGN 22,584 thousand; 2014: BGN 22,539 thousand). A decrease during the period was registered on those, arising from payment transactions (2015: BGN 14,287 thousand; 2014: BGN 15,125 thousand), from letters of credit and guarantees (2015: BGN 6,135 thousand; 2014: BGN 6,471 thousand), as well as from other services (2015: BGN 27,179 thousand; 2014: BGN 28,465 thousand), including such, related to the lending activity. For 2015 net fee and commission income formed 20.0% of the total income from banking operations (2014: 21.3%). The operations of Fibank abroad (through its Cyprus branch) formed 1.0% of the net fee and commission income (2014: 1.5%).

For 2015 the net trading income amounted to BGN 11,340 thousand, compared to BGN 12,934 thousand during the previous year. The dynamics reflected the lower income arising from foreign exchange operations (2015: BGN 11,245 thousand; 2014: BGN 12,105 thousand) and from debt instruments (2015: BGN 154 thousand; 2014: BGN 776 thousand), as well as the reported net losses, arising from equity instruments (2015: BGN -59 thousand; 2014: BGN 53 thousand). The relative share of the net trading income remained insignificant at 2.8% of the total income from banking operations (2014: 3.4%).

The other operating income increased to BGN 62,785 thousand, compared to BGN 14,060 thousand the previous year, as the increase resulted from registered during the period income from the management of ceded receivables amounting to BGN 50,456 thousand.



First Investment Bank continued its policy on process optimization and reduction of the administrative expenses, which decreased by 3.2% in 2015 to BGN 172,518 thousand (2014: BGN 178,310 thousand). Influence on that had mainly the lower administrative, advisory, audit and other expenses (2015: BGN 40,667 thousand; 2014: BGN 46,860 thousand) and these for personnel (2015: BGN 57,268 thousand; 2014: BGN 60,412 thousand), while an increase was reported in the building rent expenses, which reached BGN 32,489 thousand, compared to BGN 28,777 thousand in the previous year. The dynamics in the other types of expenses for the year were under BGN 2 million.

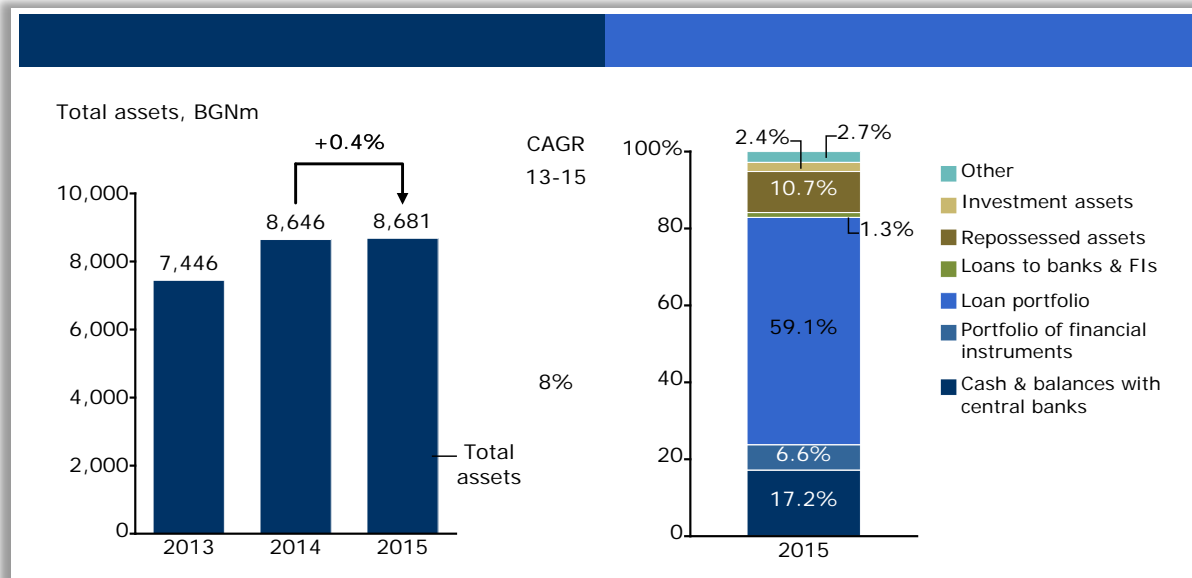
During the year the additional write-downs amounted to BGN 396,948 thousand, while the reversal of write-downs to BGN 69,526 thousand, as a result of which the net impairment losses on loan exposures for 2015 amounted to BGN 327,422 thousand (2014: BGN 291,827 thousand). The increase reflected the growing focus on the conservative assessment of credit risk, as well as the continuing uncertainty in the external environment.

Throughout the year the Bank reported other net income on the amount of BGN 106,305 thousand (2014: BGN 119,406 thousand), as a result mainly of reassessment in connection with the new asset class – investment property amounting to BGN 111,940 thousand, which the Bank started to report in 2015. At the end of the year in accordance with regulatory requirements, the Bank made its installment to the new Bank Restructuring Fund on the amount of BGN 8,647 thousand.

For further information see the Unconsolidated Financial Statements as at 31 December 2015, together with the Report of the Independent Auditor.

BALANCE

During 2015 the balance position of First Investment Bank was retained, as at the end of the year the total assets amounted to BGN 8,681,387 thousand (2014: BGN 8,645,835 thousand). Fibank strengthened its market position, placed third in terms of assets among banks in the country (2014: third), with a market share of 9.92% on an unconsolidated basis (2014: 10.16%).



In 2015 the changes in the asset structure of the Bank reflected its policy for maintaining a loan portfolio in line with the market conditions and the attracted funds, as well as preserving the high levels of liquidity. Loans and advances to customers remained structural defining, as they formed 59.1% (2014: 66.3%) of the total assets, followed by cash and balances with central banks – at 17.2% (2014: 18.8%) and the portfolio of financial instruments (financial assets held for trading, available for sale investments and financial assets held to maturity) – at 6.6% (2014: 5.6%). Throughout the year the Bank reported a new asset class – investment property for higher return in accordance with the market conditions.

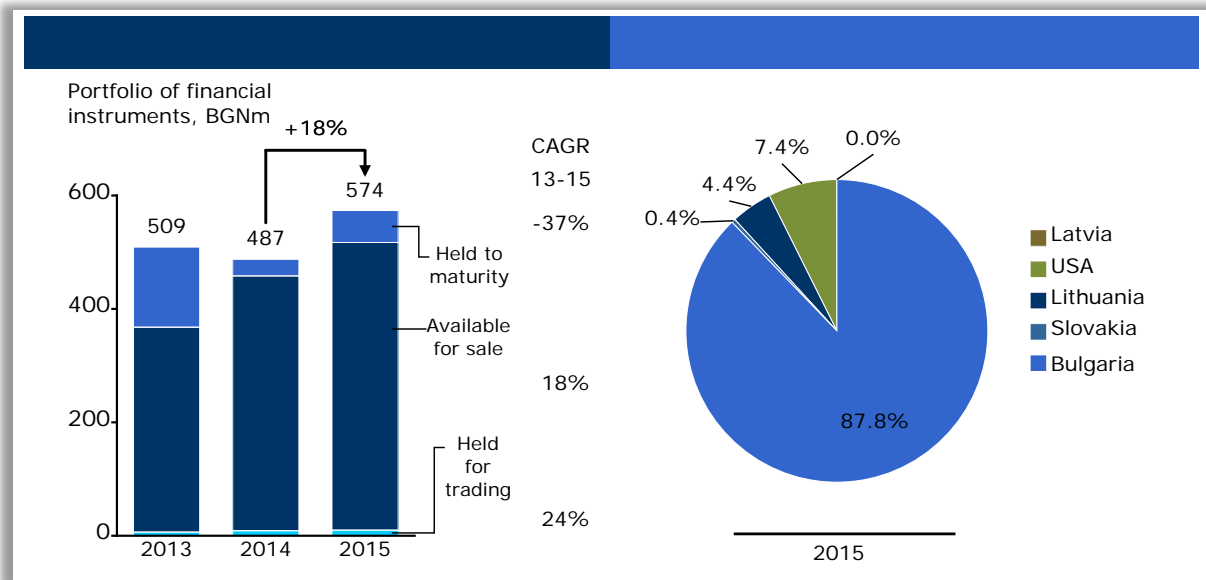
Cash and balances with central banks amounted to BGN 1,489,865 thousand as at end-2015, compared to BGN 1,629,121 thousand the previous year. The dynamics reflected mainly a decrease in the accounts and amounts with foreign banks, which were BGN 499,874 thousand at the end of the period (2014: BGN 645,714 thousand), and depended on the liquidity needs and expected incoming and outgoing cash flows. The balances with central banks remained on levels close to the previous year (2015: BGN 829,211 thousand; 2014: BGN 820,051 thousand), as they included mainly the minimum required reserves, which the Banks is required to maintain in the BNB pursuant to Ordinance №21 of the BNB on the Minimum Required Reserves Maintained with the Bulgarian National Bank by Banks. First Investment Bank manages the cash funds in accordance with the customers' demand, the security requirements and the optimal return from the available resources. The cash on hand amounted to BGN 160,780 thousand, compared to BGN 163,356 thousand the previous year.

Loans and advances to banks and financial institutions increased throughout the year and reached BGN 109,435 thousand at the end of the period (2014: BGN 80,559 thousand), as a result mainly from the increase in the placed deposits to foreign banks, as well as from the receivables under resale agreements, which amounted to BGN 2,006 thousand.

Available for sale investments grew by 12.9% and reached BGN 507,269 thousand as at 31 December 2015. The increase was a result mainly of the growth in the bonds, issued by the Bulgarian government, which amounted to BGN 420,333 thousand at the end of the period, compared to BGN 373,210 thousand a year earlier, as well as of those, issued by foreign banks (2015: BGN 57,575 thousand; 2014: BGN 44,018 thousand). A reduction was registered in the treasury bills, issued by foreign governments – to BGN 23,573 thousand (2014: BGN 24,281 thousand).

The investments in subsidiary companies decreased also down to BGN 36,357 thousand (2014: BGN 36,371 thousand), impacted by the terminated in December 2015 subsidiary company of the Bank - Framas Enterprises Limited.

At the end of the period the financial assets held for trading amounted to BGN 9,913 thousand (2014: BGN 8,887 thousand), as they reflected the investment policy of the Bank for maintaining of a limited trade portfolio. They included mainly government bonds, issued by the Bulgarian government, which formed 54.3% of the portfolio. The financial assets held to maturity, increased to BGN 56,354 thousand, compared to BGN 29,253 thousand at the end of the previous year. The increase resulted from acquired securities, issued by foreign governments (2015: BGN 35,784 thousand; 2014: BGN 9,773 thousand), which the Bank intends and has the ability to hold to maturity.



As at 31 December 2015 Fibank operations abroad decreased their share and formed 0.8% of the Bank's assets or BGN 67,619 thousand (2014: 6.3% or BGN 542,030 thousand) in line with the Bank's policy on focusing the Cyprus branch's activities to the segments of micro, small businesses and retail banking.

Reposessed assets amounted to BGN 926,336 thousand at the end of the period (2014: BGN 517,391 thousand), as the increase was influenced mainly from newly acquired assets resulting mainly from a concluded between the Bank and its borrowers debt-to-asset transaction during the year. As at 31 December 2015, the new asset class - investment property amounted to BGN 206,244 thousand, comprising land and buildings, managed with the aim to generate additional return and increase in value.

The other assets of the Bank amounted to BGN 90,447 thousand (2014: BGN 38,326 thousand) and included mainly tax receivables for future periods.

For further information see the Unconsolidated Financial Statements as at 31 December 2015, together with the Report of the Independent Auditor.

LOAN PORTFOLIO

LOANS

In 2015, the loan portfolio before impairment decreased to BGN 5,856,732 thousand (2014: BGN 6,249,935 thousand) due to a decline in the corporate customers segment, which was influenced mainly by a debt-to-asset transaction, realized during the year for protecting the Bank's position as a secured creditor and for optimizing the return from the exposure. An increase was reported in all other business lines, as a result of which, First Investment Bank strengthened its market position and ranked third in terms of loans among the banks in the country (2014: third). As at 31 December 2015, the market share of Fibank was 10.72% on an unconsolidated basis (2014: 11.54%).

In BGN thousand / % of total	2015	%	2014	%	2013	%
Retail customers	1,457,689	24.9	1,275,612	20.4	885,697	17.4
Small and medium enterprises	502,421	8.6	493,584	7.9	277,223	5.4
Microlending	101,286	1.7	88,984	1.4	32,621	0.6
Corporate customers	3,795,336	64.8	4,391,755	70.3	3,900,428	76.5
Gross loan portfolio	5,856,732	100	6,249,935	100	5,095,969	100
Impairment	(725,001)		(515,640)		(224,073)	
Loan portfolio after impairment	5,131,731		5,734,295		4,871,896	

In furthering the policy for diversification of credit risk and fulfilling the strategy to be the preferred bank for the population within the country, during the reporting period the loans to retail customers increased their share to 24.9% of the total loan portfolio, those to SMEs rose to 8.6%, and the microlending - to 1.7%. The share of loans to corporate customers decreased to 64.8% (2014: 70.3%) of the total loans, as it remained structure-defining for the Bank's operations.

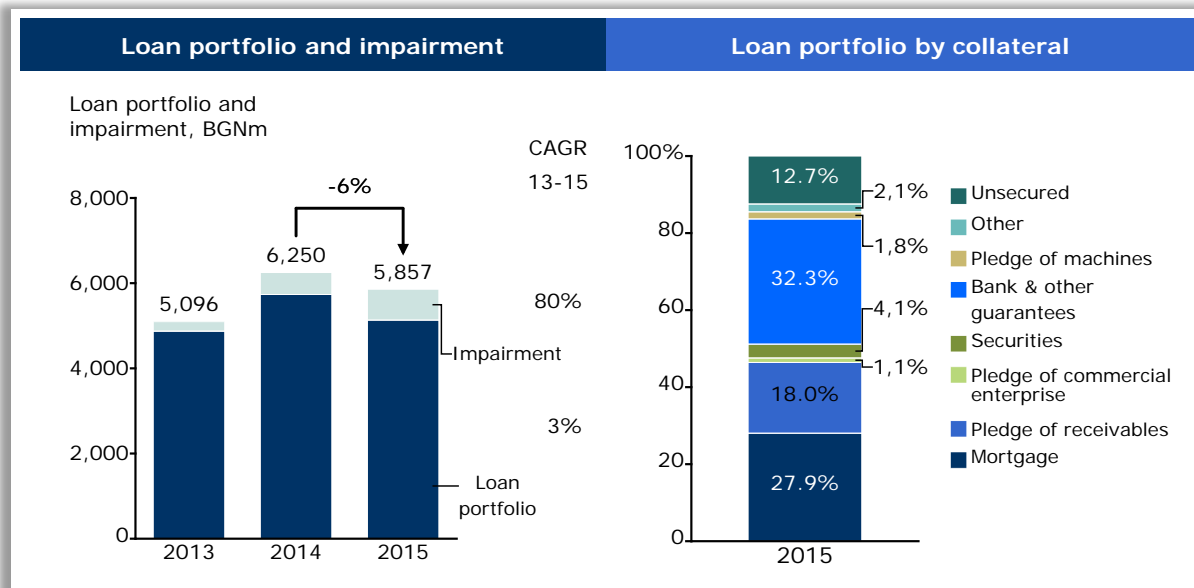
In BGN thousand / % of total	2015	%	2014	%	2013	%
Loans in BGN	2,106,128	36.0	1,808,054	28.9	1,258,921	24.7
Loans in EUR	3,535,135	60.4	4,166,726	66.7	3,565,591	70.0
Loans in other currency	215,469	3.6	275,155	4.4	271,457	5.3
Gross loan portfolio	5,856,732	100	6,249,935	100	5,095,969	100
Impairment	(725,001)		(515,640)		(224,073)	
Loan portfolio after impairment	5,131,731		5,734,295		4,871,896	

In the currency structure of the loan portfolio, loans in EUR had a predominant share of 60.4% (2014: 66.7%) and amounted to BGN 3,535,135 thousand at the end of the period (2014: BGN 4,166,726 thousand), helped by the effective Currency Board Arrangement in the country, which minimizes currency risk. Loans in BGN increased to BGN 2,106,128 thousand (2014: BGN 1,808,054 thousand) or 36.0% of the total portfolio (2014: 28.9%) at the expense of loans in other currencies, which decreased as a percentage to 3.6% of the total loans (2014: 4.4%) and amounted to BGN 215,469 thousand (2014: BGN 275,155 thousand).

Loans granted by the branch of First Investment Bank in Cyprus amounted to BGN 60,349 thousand before allowances, compared to BGN 539,246 thousand a year earlier. The decrease reflected the changed policy

for development of the Cyprus branch activities, aimed at focusing on retail banking and lending to micro and small enterprises, and centralizing the corporate lending development into the Bank's Head Office.

In 2015 Fibank remained focused on the quality of the loan portfolio and increased the conservative approach to credit risk assessment. Portfolio impairment for calculating potential losses from credit risk reached BGN 725,001 thousand at the end of the period (2014: BGN 515,640 thousand), as the provisioning rate (coverage of the loan portfolio with provisions) increased to 12.4 %, compared to 8.3% for 2014. During the year the write-offs on loans to customers amounted to BGN 118,061 thousand, which are maintained off-balance and the Bank continues its actions for fully or partially collection of the debt.



The Bank's policy is to require customers to provide adequate collateral before granting of approved loans. In this respect it accepts all types of collateral permitted by law and applies discount rates depending on the expected realizable value. At the end of 2015 collaterals with the largest share in the portfolio were bank and other guarantees - 32.3%, followed by mortgages – at 27.9%, pledges of receivables – at 18.0% and securities – at 4.1%.

For more information on credit risk, see Note 3 "Risk Management" of the Unconsolidated Financial Statements as at 31 December 2015, together with the Report of the Independent Auditor.

RELATED PARTY TRANSACTIONS

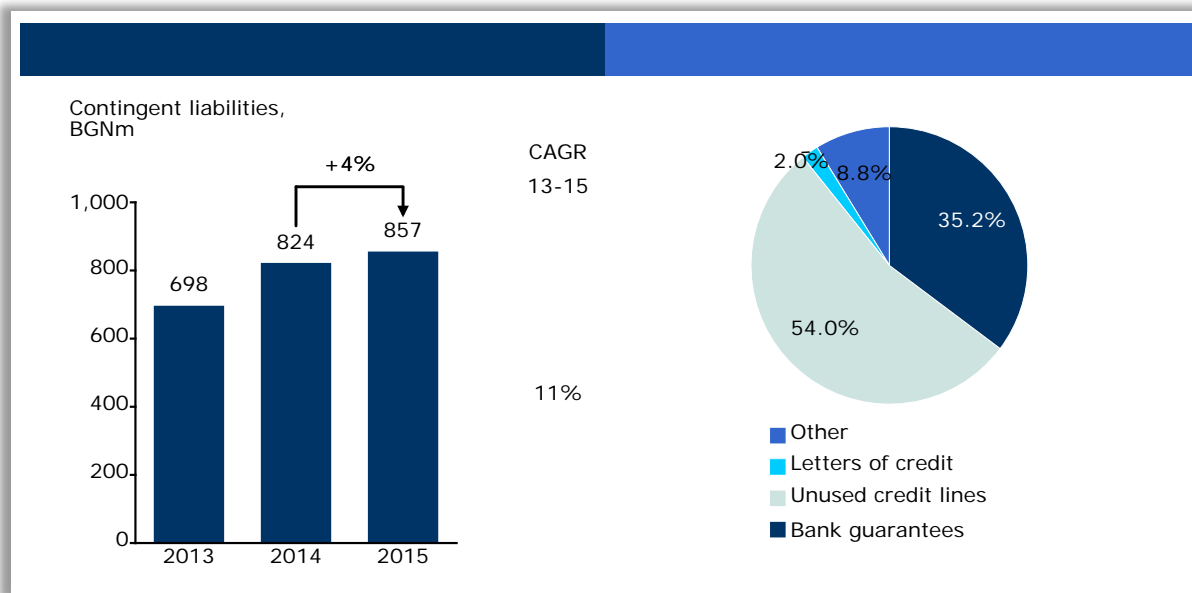
In the normal course of business the Bank carries out transactions with related parties. These transactions are effected in market conditions. The internal rules and regulations of the Bank with respect to such loans are in compliance with the effective legislation.

In BGN thousand	2015	2014	2013
Loans			
Parties that control or manage the Bank	1,500	765	1,231
Enterprises under common control	28,156	34,214	34,183
Off-balance sheet commitments			
Parties that control or manage the Bank	2,484	2,117	1,607
Enterprises under common control	5,483	4,827	4,171

For more information regarding related party transactions, see Note 35 “Related party transactions” of the Unconsolidated Financial Statements as at 31 December 2015 together with the Report of the Independent Auditor.

COMMITMENTS AND CONTINGENT LIABILITIES

Contingent liabilities undertaken by the Bank include bank guarantees, letters of credit, unused lines of credit and promissory notes. They are provided according to the general Fibank's credit policy for risk assessment and security. Contingent liabilities are preferred instrument of credit institutions because they carry lower credit risk, while being a good source of income from fees and commissions. They are also preferred by customers because they are cheaper than immediate payment, and help to facilitate payments.



At the end of the reporting period, the total amount of off-balance sheet commitments amounted to BGN 857,047 thousand, compared to BGN 823,647 thousand a year earlier. The increase was a result of the growth in bank guarantees - up to BGN 301,941 thousand (2014: BGN 286,680 thousand), in the unused credit lines - to BGN 462,877 thousand (2014: BGN 440,942 thousand) and in the letters of credit - up to BGN 17,041 thousand (2014: BGN 14,151 thousand). As at 31 December 2015 the amounts on other contingent liabilities amounted to BGN 75,188 thousand.

ATTRACTED FUNDS

In 2015, attracted funds from customers increased by 7.6% to reach BGN 7,002,880 thousand (2014: BGN 6,507,864 thousand) and remained the main source of funding for the Bank, forming 88.2% of the total liabilities (2014: 82.2%). The dynamics reflected the continuing higher savings rate of individuals and households in the country and the measures taken by the Bank aiming further stability and development of the deposit base, including the offered new deposit and savings products. The continuing trend of growth of the attracted funds was a proof of the trust and customers' satisfaction from the development and services offered by Fibank.

The funds attracted from individuals increased by 7.4% during the year and amounted to BGN 5,953,693 thousand at the end of the period, compared to BGN 5,545,183 thousand a year earlier. They retained their structure-defining share in the total deposits due from customers – at 85.0% (2014: 85.2%).

In the currency structure of attracted funds from individuals prevailed the funds in BGN – at 43.5% of total deposits from customers (2014: 41.6%), followed by those in EUR – at 34.7% (2014: 37.0%) and other currencies – at 6.9% (2014: 6.6%). As at 31 December 2015 First Investment Bank ranked third in terms of deposits of individuals among the banks in Bulgaria (2014: second). Fibank's market share was 13.41% on an unconsolidated basis (2014: 13.52%) at the end of the period.

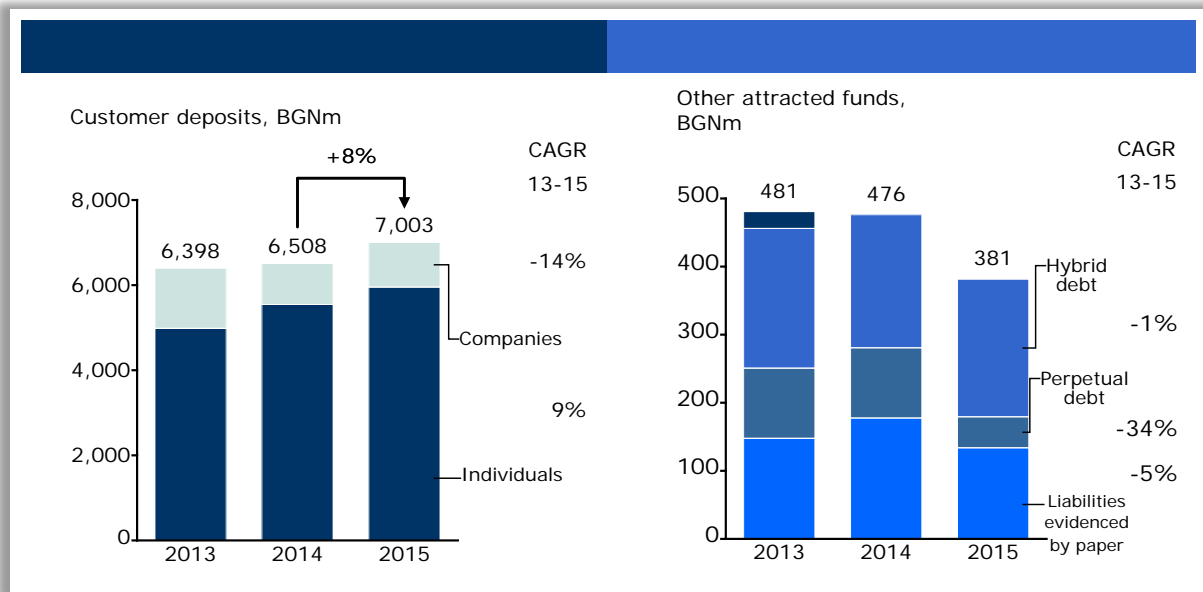
In BGN thousand / % of total	2015	%	2014	%	2013	%
Attracted funds from individuals	5,953,693	85.0	5,545,183	85.2	4,984,034	77.9
In BGN	3,044,652	43.5	2,706,629	41.6	2,337,895	36.5
In EUR	2,428,633	34.7	2,409,520	37.0	2,193,516	34.3
In other currency	480,408	6.9	429,034	6.6	452,623	7.1
Attracted funds from corporate, state-owned and public institutions	1,049,187	15.0	962,681	14.8	1,413,509	22.1
In BGN	662,448	9.5	590,095	9.1	894,094	14.0
In EUR	257,856	3.7	278,529	4.3	414,673	6.5
In other currency	128,883	1.8	94,057	1.4	104,742	1.6
Total attracted funds from customers	7,002,880	100	6,507,864	100	6,397,543	100

First Investment Bank allocated the required annual premiums pursuant to the Law on Bank Deposit Guarantee, as for 2015 the amount totaled BGN 32,886 thousand. According to the new Law on Bank Deposit Guarantee, effective from 14.08.2015, the amount guaranteed by the Fund on customer's bank accounts held with the Bank remained unchanged at BGN 196,000 per customer.

Attracted funds from corporate, state-owned and public institutions increased to BGN 1,049,187 thousand (2014: BGN 962,681 thousand) at the end of the year, as their share amounted to 15.0% of the total attracted funds from customers (2014:14.8%).

In the currency structure of attracted funds from corporates, state-owned and public institutions, funds in BGN formed 9.5% of the total deposits from customers (2014: 9.1%), those in EUR were 3.7% (2014: 4.3%), while those in other currencies – at 1.8% (2014: 1.4%).

In 2015, First Investment Bank continued to repay ahead of schedule the support received from the state in the form of deposit as part of the liquidity scheme approved by decision C (2014) 4554 of 29.06.2014, of the European Commission. As at 31 December 2015, the outstanding value of the deposit of the Ministry of Finance amounted to BGN 450,922 thousand, compared to BGN 901,844 thousand a year earlier.

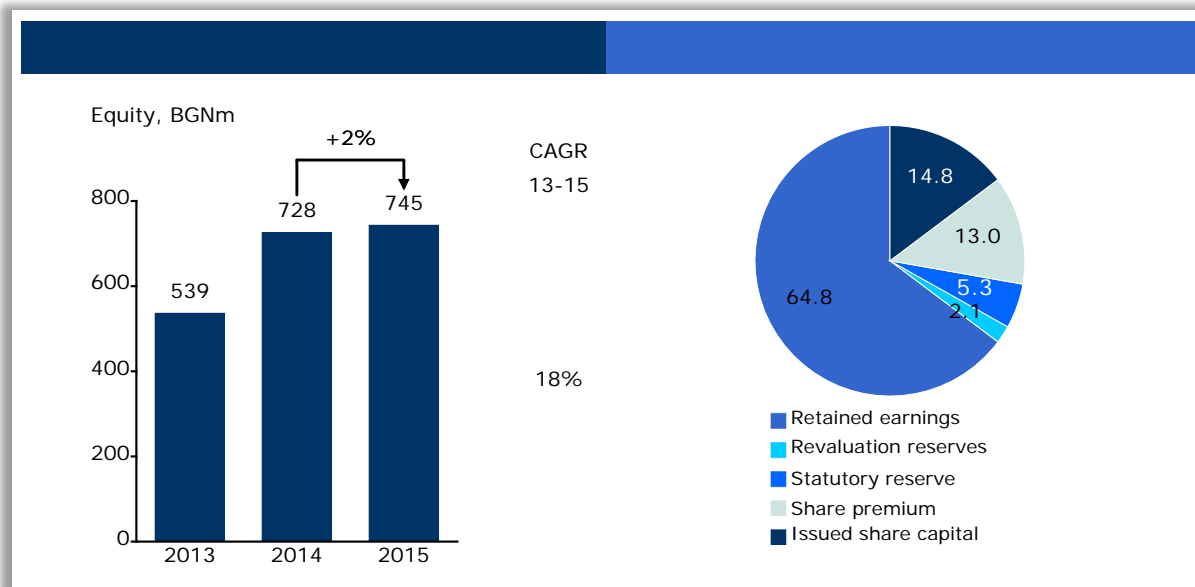


Other borrowed funds amounted to BGN 133,802 thousand as at 31 December 2015, compared to BGN 177,544 thousand a year earlier, mainly due to the decrease in the financing from financial institutions. They reached BGN 80,615 thousand at the end of the period (2014: BGN 137,778 thousand), and included attracted funds from the European Investment Fund on the JEREMIE initiative – at BGN 68,097 thousand (2014: BGN 68,495 thousand), fund from the Bulgarian Development Bank AD – at BGN 8,436 thousand (2014: BGN 62,759 thousand) and from the Agriculture State Fund – at BGN 4,082 thousand (2014: BGN 6,524 thousand). Throughout the year, additional funds were attracted in the form of liabilities under repurchase agreements concluded with banks amounting to BGN 26,932 thousand at the end of the period. An increase was recorded in the acceptances under letters of credit – up to BGN 26,255 thousand, compared to BGN 23,337 thousand a year earlier.

For further information see the Unconsolidated Financial Statements as at 31 December 2015, together with the Report of the Independent Auditor.

CAPITAL

Shareholders' equity of First Investment Bank increased throughout the year to BGN 745,382 thousand (2014: BGN 728,409 thousand), due primarily to the increase in retained earnings which reached BGN 482,748 thousand at the end of the period (2014: BGN 470,205 thousand), as well as in the revaluation reserve on available for sale investments – up to BGN 11,273 thousand, compared to BGN 6,843 thousand a year earlier.



The issued share capital of First Investment Bank amounted to BGN 110,000 thousand, divided into 110,000,000 ordinary, dematerialized, voting shares with a nominal value of BGN 1 each. The issued share capital is fully paid.

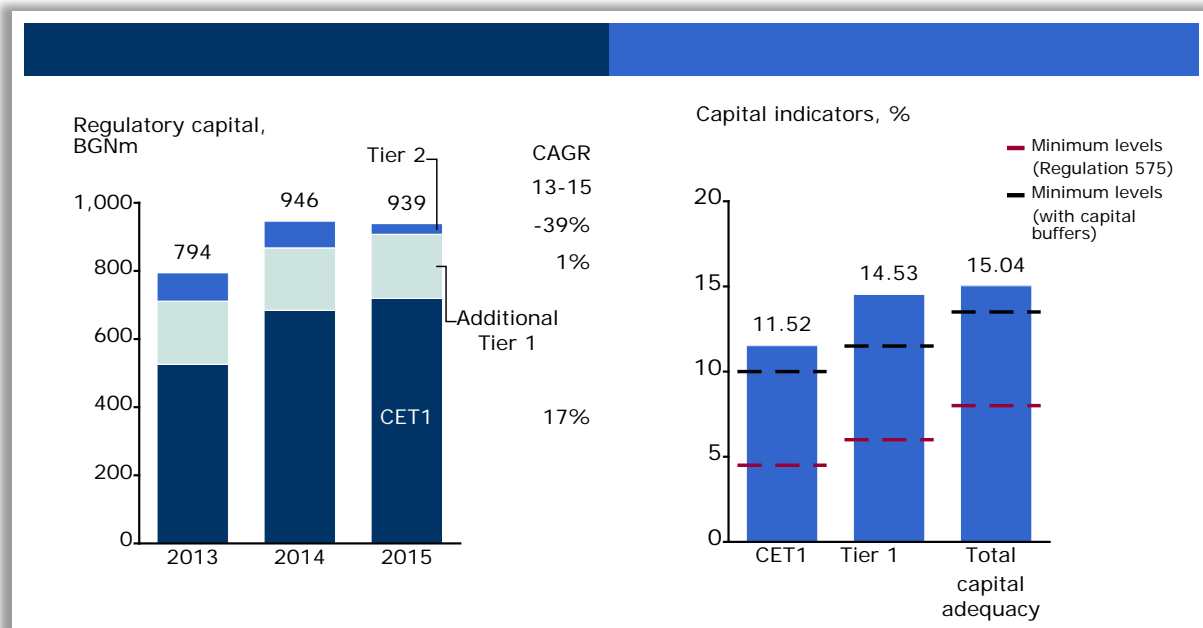
REGULATORY CAPITAL

First Investment Bank maintains own funds for the purpose of capital adequacy under the form of common equity tier 1, additional tier 1 and tier 2 capital, following the requirements of Regulation (EU) No 575/2013, incl. the EC implementing regulations, and Ordinance No7 of the BNB on the organization and management of risks in banks.

In 2015 First Investment Bank continued its consistent policy for capital development focusing on tier 1 capital and common equity tier 1 in particular. At the end of the reporting period common equity tier 1 grew by 5.1% to BGN 719,051 thousand (2014: BGN 684,174 thousand) including registered increase in the reserves, and in retain earnings. As a result tier 1 grew also and reached BGN 907,359 thousand (2014: BGN 867,169 thousand) at the end of the period. The total own funds amounted to BGN 938,810 thousand compared to BGN 945,873 thousand a year earlier, influenced by repaid during the year perpetual debt.

As at 31 December 2015, First Investment Bank has issued two hybrid debt instruments (bond issues) with an original principal amounting to EUR 40 million (ISIN: BG2100008114) and EUR 60 million (ISIN: BG 2100022123), which fully comply with the requirements of Regulation (EU) No 575/2013 and are included in the additional tier 1 capital. The bonds are registered, dematerialized, interest-bearing, perpetual, unsecured, freely transferable, non-convertible, deeply subordinated and without incentive to redeem. The amortised cost of the hybrid debt at the end of the period was BGN 202,044 thousand, compared to BGN

195,447 thousand a year earlier. Both hybrid bond issues are admitted to trade on a regulated market on the Luxemburg Stock Exchange.



As part of the regulatory capital Fibank uses perpetual debt instruments that are recognized as tier 2 capital. As at 31 December 2015, the Bank has perpetual debt instrument with an original principal amounting to EUR 21 million, which is included in the tier 2 capital after obtaining the respective permits from the Bulgarian National Bank. After the entry into force of Regulation (EU) No 575/2013, the instrument is a subject to grandfathering and as at 31.12.2015 it was included in the tier 2 capital with 70% of its principal value. At the end of the reporting period, the amortized cost of perpetual debt was BGN 45,528 thousand, compared to BGN 103,160 thousand a year earlier. The decrease resulted from repaid in August 2015 perpetual debt instrument with an original principal amount of EUR 27 million after approval from the Bulgarian National Bank.

For the purpose of reporting of large exposures and qualifying holdings outside the financial sector, First Investment Bank applies the definition of eligible capital, which includes tier 1 capital and tier 2 capital which, under the transitional treatment in 2015 cannot be more than 75% of tier 1 capital. As at 31 December 2015, the eligible capital of First Investment Bank, calculated in accordance with Regulation (EU) No 575/2013 and Ordinance No 7 of BNB for the organization and management of risks in banks amounted to BGN 938,810 thousand.

CAPITAL REQUIREMENTS

As at 31 December 2015 First Investment Bank complies with the capital requirements and capital adequacy ratios pursuant to Regulation (EU) No 575/2013 and the applicable legislation, including Ordinance No 8 of the BNB on capital buffers and Ordinance No 7 of the BNB on the organization and management of risks in banks.

The capital indicators of First Investment Bank on an unconsolidated basis were above the regulatory levels - the common equity tier 1 capital ratio amounted to 11.52%, the tier 1 capital ratio was 14.53%, while the total capital adequacy ratio was 15.04%.

In BGN thousand/% of risk exposures	2015	%	2014	%	2013 ³	%
Tier 1 capital	907,359	14.53	867,169	13.96	661,741	12.54
- Incl. common equity tier 1 capital	719,051	11.52	684,174	11.01	-	-
Own funds	938,810	15.04	945,873	15.22	716,575	13.58
Total risk exposure	6,243,694		6,214,033		5,274,946	

CAPITAL BUFFERS

In addition to capital requirements, pursuant to Regulation (EU) No 575/2013, First Investment Bank maintains capital buffers in compliance with the requirements of Ordinance No 8 of the BNB on capital buffers. The Bank maintains a capital conservation buffer, comprised of common equity tier 1 capital, equal to 2.5% of total risk exposure of the Bank. In addition, it maintains a buffer for systemic risk amounting to 3% of the Bank's total risk exposure in Bulgaria, which is covered by common equity tier 1 capital.

In December 2015 the Bulgarian National Bank determined the level of the countercyclical capital buffer applicable to credit risk exposures in the Republic of Bulgaria, amounting to 0% for the first quarter of 2016.

LEVERAGE

First Investment Bank calculates the leverage ratio as an instrument that correlates tier 1 capital to total exposure of the Bank (assets and off-balance sheet exposures) in compliance with the requirements of the Delegated Regulation (EU) 2015/62 of the Commission of 10 October 2014 with regard to the leverage ratio. As at 31 December 2015, the leverage ratio amounted to 10.20% on an unconsolidated basis.

The Bank applies adequate policies and processes to identify and manage the risk of excessive leverage, including through different scenarios and monitoring the leverage ratio, calculated in compliance with the applicable regulatory requirements.

For further information see the Unconsolidated Financial Statements as at 31 December 2015, together with the Report of the Independent Auditor.

³ The amounts for 2013 are calculated in accordance with Ordinance No8 of BNB on the capital adequacy of credit institutions (repealed SG, issue 40 dated 13 May 2014).

RISK MANAGEMENT

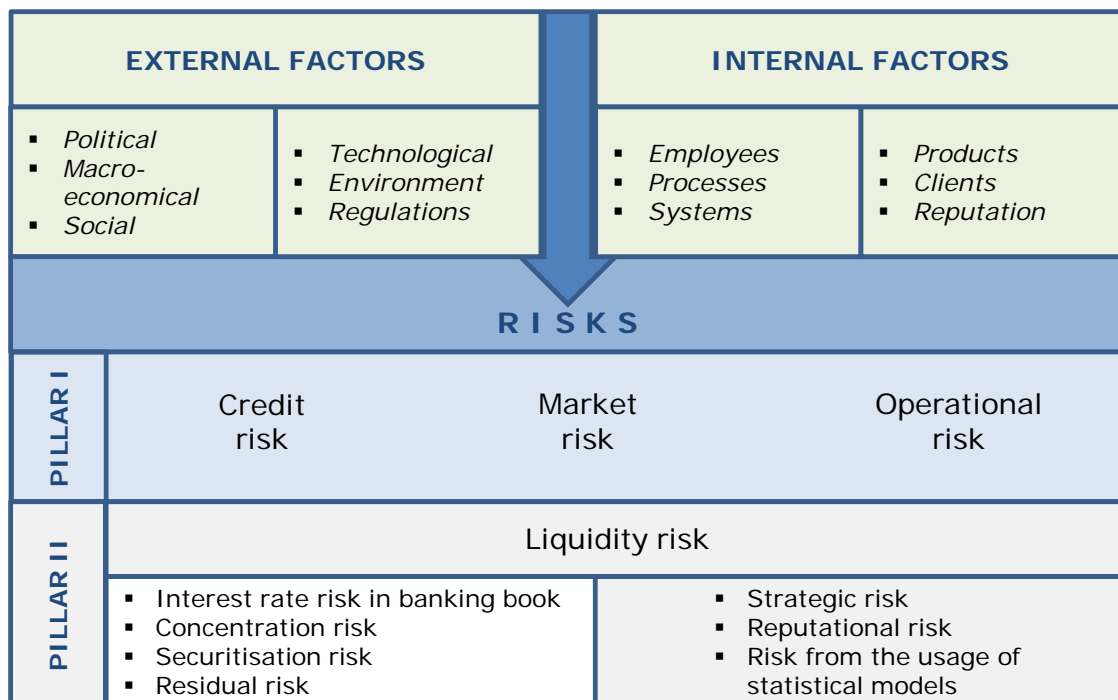
RISK MANAGEMENT STRATEGY

First Investment Bank has built, maintained, and developed a risk management system which ensures the timely identification, assessment and management of risks inherent to its activity.

The risk management strategy of First Investment Bank is an integral part of its business strategy. The main objective in managing the overall risk profile of the Bank is to achieve a balance between risk, return and capital. The risk profile is relevant to the product policy of the Bank and is determined in accordance with the economic factors in the country and the Bank's internal characteristics and requirements.

The Bank determines its risk propensity and risk tolerance levels so that they correspond to its strategic objectives and stable functioning. First Investment Bank assumes risks while ensuring the required level of equity capital and an effective management process. The Bank maintains financial resources that are commensurate with the volume and type of operations performed and with its risk profile, by developing internal control systems and mechanisms for risk management in accordance with the regulatory requirements and best practices.

In 2015, a mid-term risk management strategy was adopted consistent with Fibank's development objectives as a universal bank and increasing the safeguards against risks inherent in banking. The strategy differentiates the types of risk in groups (Pillar 1 and Pillar 2, under Basel III) and sets out the methods for their measurement in accordance with the applicable regulatory framework (the CRR / CRD IV package).



In 2015, First Investment Bank further developed its risk management framework according to the principle and model of the three lines of defense which is recognized as the best practice and standard for risk management in the financial industry.

- ❖ First line of defense: the business units which take the risk and are responsible for managing it, including through identification, assessment, reporting in accordance with current limits, procedures and controls implemented in the Bank;
- ❖ Second line of defense: the Risk Management and Compliance functions which are independent of the first line of defense. The Risk Management function monitors, assesses and reports risks, while the Compliance function monitors and controls the maintaining of internal regulations in compliance with the applicable regulatory provisions and standards;
- ❖ Third line of defense: Internal Audit which is independent of the first and the second lines of defense. It provides independent review of the quality and effectiveness of risk management, business processes and banking activity, as well as of the business planning and internal policies and procedures.

In compliance with the best risk management standards, the Bank seeks to develop a risk culture that would further enhance the visibility in terms of individual risk types, their identification, evaluation and monitoring, including by applying appropriate forms of training among the employees and senior management involved in risk management.

RISK MANAGEMENT FRAMEWORK

The risk management framework of First Investment Bank includes automated systems, written policies, rules and procedures, mechanisms for identification, assessment, monitoring and control of risks, and measures to reduce them. Its main underlying principles are: objectivity, dual control of any operation, centralized management, separation of duties, clearly defined levels of competencies and authority. The Bank meets the requirements of current legislation to credit institutions for preparation and maintenance of current recovery plans in case of potential occurrence of financial difficulties and for continuity of processes and activities, including with regard to recovery of all critical functions and resources.

During the year, as part of a joint project with the International Finance Corporation (IFC) and in fulfillment of the Bank's commitments, activities were implemented to upgrade and further develop the policies and practices for managing risks according to the Corporate governance principles for banks of the Basel Committee on Banking Supervision of 2015 and the recognized international practices and standards. A full risk management and control function was introduced, organized under the management of a Chief Risk Officer (a member of the Managing Board) with appropriate experience and qualifications and direct reporting to the Risk Committee to the Supervisory Board.

The Chief Risk Officer organizes the overall risk management framework of the Bank, manages the process of its implementation, coordinates the activities of the risk committees of the Bank, controls the credit process in its entirety, including the process of collection of problem loans. He/she ensures the effective monitoring, measuring, controlling and reporting of all types of risk to which the Bank is exposed.

The scope and structure of the Compliance function were extended. Its main objective is to identify, assess, monitor and report the risk of non-compliance. The function ensures compliance of activities with regulatory requirements and recognized standards, and supports the Managing Board and senior staff in the management and control of this risk. The function is organized under a Chief Compliance Officer who is subordinated to the Chief Executive Officer and has direct reporting to the Risk Committee to the Supervisory Board.

The Chief Compliance Officer is responsible for the overall organization and management of the Compliance function in First Investment Bank. He/she coordinates the identification of regulatory

requirements and the compliance of the Bank's activity with them, and ensures integration of the Compliance function in the established risk management framework across the Bank, by all business units and at all levels.

The overall process of risk management is carried out under the guidance of the Managing Board of First Investment Bank. The Supervisory Board exercises control over the activities of the Managing Board on risk management, liquidity and capital adequacy, directly and/or through the Risk Committee which functions as an auxiliary body to the Supervisory Board in accordance with the existing internal bank rules and procedures.

The Risk Committee is responsible for the broad strategic and tactical oversight over the risk management function of the Bank, including with regard to formation of risk exposures, and also supports the Supervisory Board in determining the policy concerning the overall current and future risk strategy, and the Bank's risk-taking propensity. As at 31 December 2015, the Risk Committee consists of three members of the Supervisory Board of First Investment Bank AD. Chairman of the Risk Committee is Mr. Evgeni Lukanov, Chairman of the Supervisory Board of the Bank.

The Bank maintains an information system allowing for measurement and control of risks through the use of internal rating models for assessment of the quality of the borrower, assigning of credit rating to the exposure, and obtaining quantitative assessment of risk. The information system ensures maintenance of a database and subsequent processing of data for the purposes of risk management, including for preparation of the regular reports necessary for monitoring the risk profile of the Bank.

COLLECTIVE RISK MANAGEMENT BODIES

For supporting the activity of the Managing Board in managing the various types of risks, the following collective management bodies operate at the Head Office of First Investment Bank: a Credit Council, a Liquidity Council, a Credit Committee and an Operational Risk Committee, which carry out their activities on the basis of written structure, scope of activities and functions.

The Credit Council supports the management of the credit risk undertaken by the Bank by issuing opinions on loan transactions in accordance with the authority level assigned thereto. The Credit Council consists of members elected by the Managing Board, representatives of the following departments: Credit Risk Management, Monitoring and Provisioning; Corporate Banking; SME Lending; Legal; Branch Network. Chairperson of the Credit Council is the director of the Credit Risk Management, Monitoring and Provisioning department.

The Liquidity Council is a specialized collective body which advises the Managing Board on matters relating to implementing the policy for asset and liability management, and maintaining adequate liquidity in the Bank. It carries out systematic analysis of the interest-rate and maturity structure of assets and liabilities and of liquidity indicators, with a view to possible early warning and taking actions for their optimization. Chairperson of the Liquidity Council is the chairman of the Managing Board of the Bank, and other members include the an Executive Director, the Chief financial Officer, and the directors of the Treasury, Risk Analysis and Control, Corporate Banking, and Retail Banking departments.

The Restructuring Committee is a specialized internal bank body responsible for the monitoring, evaluation, classification, impairment and provisioning of risk exposures and commitments. It also gives motivated written proposals to the Managing Board, respectively decides on restructuring of exposures according to the current authority levels in the Bank. The Restructuring Committee is composed of members elected by the Managing Board, representatives of the following departments: Impaired Assets; Credit Risk Management, Monitoring and Provisioning; Corporate Banking; SME Lending; Retail Banking; Accounting; Legal. The members of the Restructuring Committee are employees of the Bank who are not directly

involved in taking lending decisions. Chairman of the Restructuring Committee is the deputy director of the Impaired Assets department.

The Operational Risk Committee is an advisory body to the MB, designed to help the adequate management of operational risk by monitoring and analyzing operating events. The Committee proposes measures to minimize operational risks, as well as prevention measures. The Operational Risk Committee includes representatives of the following departments: Risk Analysis and Control; Compliance – Regulations and Standards; Accounting; Operations; Branch Network; Legal. Chairman of the Operational Risk Committee is the director of the Risk Analysis and Control department.

Apart from the collective management bodies, the following departments also function in First Investment which are independent (separate from the business units) structural units in the organizational structure of the Bank: Risk Analysis and Control; Credit Risk Management; Monitoring and Provisioning; Compliance – Regulations and Standards; Compliance – Specialized Monitoring and Control.

The Risk Analysis and Control department performs functions for identification, measurement and management of the various types of risks inherent in the Bank's activity. The department monitors the determined levels of risk appetite and risk tolerance, is responsible for implementation of the new requirements relating to risk assessment and capital adequacy, and assists other departments in carrying out their functions related to risk management.

The Credit Risk Management, Monitoring and Provisioning department performs functions of management and monitoring of credit risk, and exercises secondary control over risk exposures according to the current authority levels on loan transactions in the Bank. The department manages the process of categorization of credit exposures, including the assessment of potential losses.

The Compliance – Regulations and Standards department carries out the activities of identifying, assessing and managing the risk of non-compliance, ensures adequate and legitimate internal regulatory framework in the structure of the Bank, and monitors for compliance of the Bank's products and services with existing regulations.

The Compliance – Specialized Monitoring and Control department coordinates the Bank's activities related to prevention of money laundering and financing of terrorism as a specialized office under Art. 6, para. 5 of the Law on Measures against Money Laundering, and exercises control over the application of requirements for combating and preventing fraud.

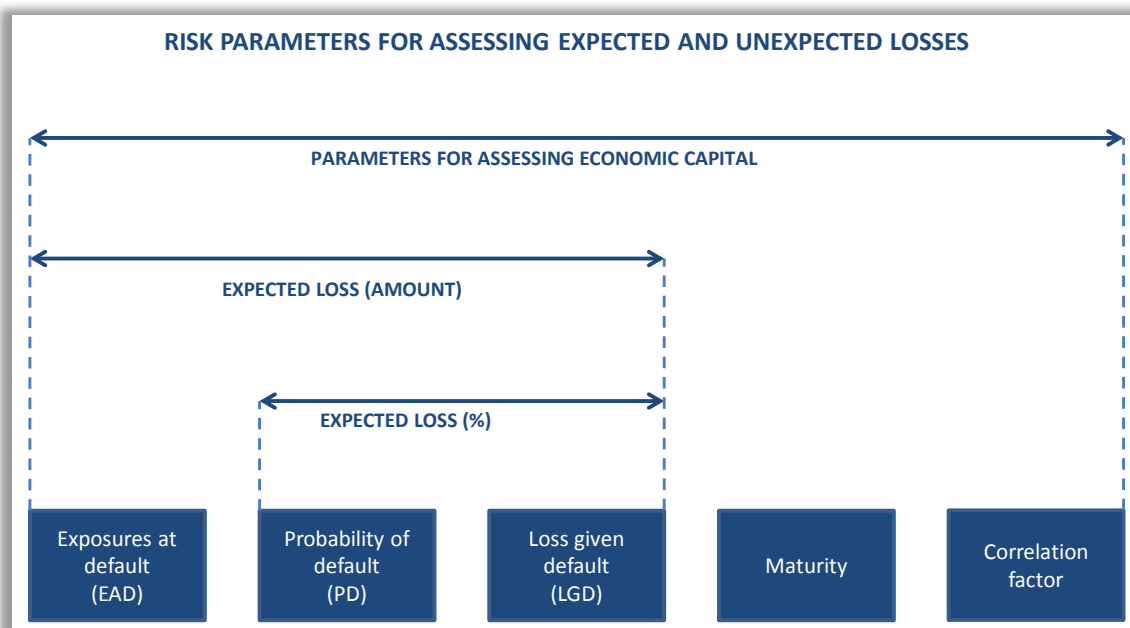
The primary mechanisms and tools for the management of different types of risk are summarized below:

CREDIT RISK

Credit risk is the risk arising from the debtor's inability to meet the requirements of a contract with the bank or inability to act in accordance with the agreed terms. The different types of credit risk include concentration risk, residual risk, dilution risk, counterparty risk, settlement risk. Credit risk is the major source of risk to the banking business and its effective assessment and management are crucial for the long-term success of credit institutions.

First Investment Bank manages the credit risk by applying internal limits on exposures, on customers/counterparties, types of instruments, industry sectors, markets, by written rules and procedures, by internal rating and scoring models, as well as by procedural requirements in originating and managing of loan exposures (administration).

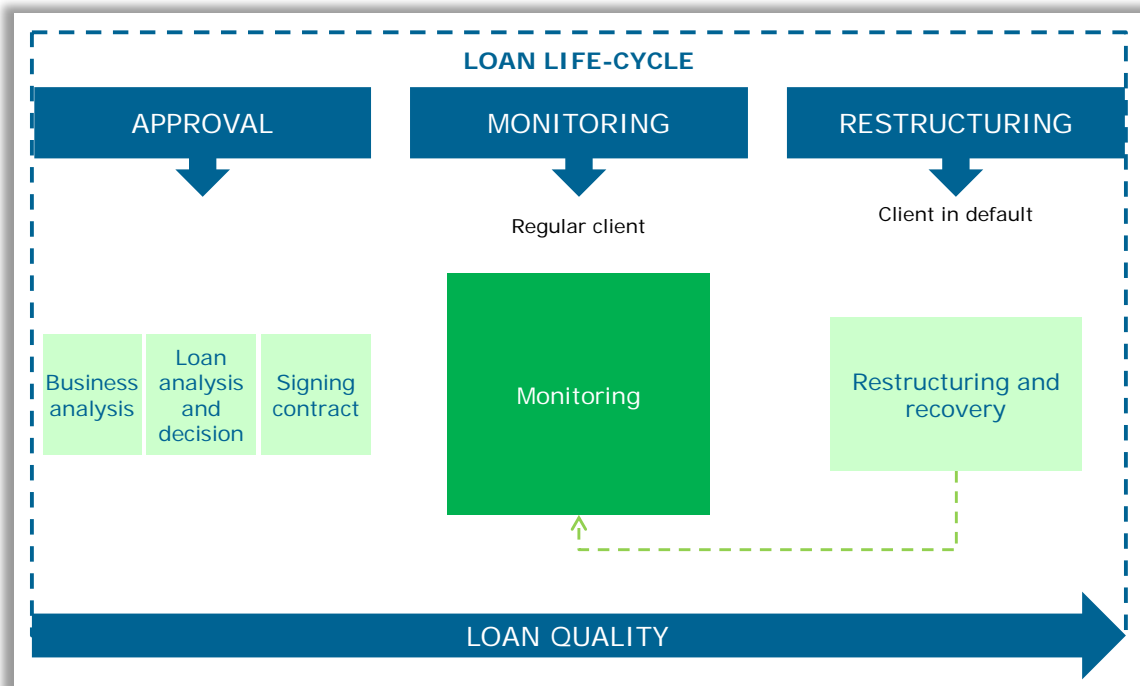
The Bank applies internal credit risk models to assess the probability of default (PD), loss given default (LGD), and exposure at default (EAD) which allows the calculation of risk-adjusted returns. All credit risk exposures are controlled on an ongoing basis.



The framework, defined in accordance with the Basel standards, sets minimum regulatory capital requirements to cover financial risks. In addition to regulatory capital, First Investment Bank also calculates economic capital which is included in the internal measurement and management of risk. Economic capital is maintained for the purpose of protection and covering of unexpected losses arising from market conditions or events.

The Bank uses internal models for credit assessment of corporate, SME, micro, and retail customers. Assessment models are based on quantitative and qualitative parameters, weights of individual parameters being defined on the basis of historical experience. Every corporate client is assigned a credit rating. The credit risk assessment derived from the model is further examined by a credit specialist.

The credit process is automated through a Workflow system integrated with the main information system of the Bank, which includes controls and authority levels when considering transactions. Approved transactions are administered centrally by the Loan Administration department, respectively applying the "four eyes" principle.



First Investment Bank maintains systems for ongoing administering and monitoring of different portfolios and exposures to credit risk, including aiming at recognizing and managing exposures in default and performing adequate value adjustments for credit risk. Considering the impact of the economic cycle, Fibank actively manages exposures in default with a view to their timely diagnosis and taking measures consistent with the repayment capacity of the clients and the Bank's policy on risk-taking.

Credit risk is managed also by acceptance of guarantees and collateral of types and in amounts according to the current regulations and the Bank's internal rules and requirements. First Investment Bank requires collateral for credit risk exposures, including for contingent liabilities, which bear credit risk. For reduction of the credit risk the Bank applies established techniques, procedures and rules, ensuring effective credit protection, including through monitoring and control of residual risk. Secured protection is ensured by assets which are liquid enough and have relatively unchanging value in time. The Bank applies internal written rules regulating eligible collaterals by type and amount, in compliance with the regulatory requirements for their recognition, as well as the legal requirements for supporting documentation. For reduction of credit risk, First Investment Bank applies the financial collateral simple method under the requirements of Regulation (EU) No 575/2013.

First Investment Bank establishes internal rules for lending and managing problem exposures, rules for impairment and provisioning of risk exposures, approval levels in the origination of loan exposures, as well as methodology for conducting of credit analysis and internal credit ratings (scoring models) regarding the creditworthiness of customers. Internal rules and procedures are updated regularly with the aim of identifying, analyzing and minimizing potential and existing risks.

In 2015, the Bank updated its rules for impairment and provisioning of risk exposures in order to reflect changes in local regulations. The Bank applies the principles of individual and portfolio evaluation of risk exposures, depending on the classification and amount of exposure. For exposures reported as non-performing specific impairment is determined, calculated on the basis of individual cash flows for individually significant exposures, or on portfolio basis for the others. Regarding exposures reported as

performing, the Bank applies impairment on portfolio basis (taking into account potential losses), grouping exposures with similar credit risk characteristics.

During the year, as part of joint efforts with IFC for upgrading the policies and practices of risk management, First Investment Bank further developed and updated its methodologies for pricing credit products according to the best standards and in line with market realities. It is the policy of the Bank to seek to structure the minimum rate of return for a credit product so as to cover the cost of borrowed funds (based on internal transfer prices), the risk assumed, the associated operating costs, and the required rate of return on equity allocated to respective product.

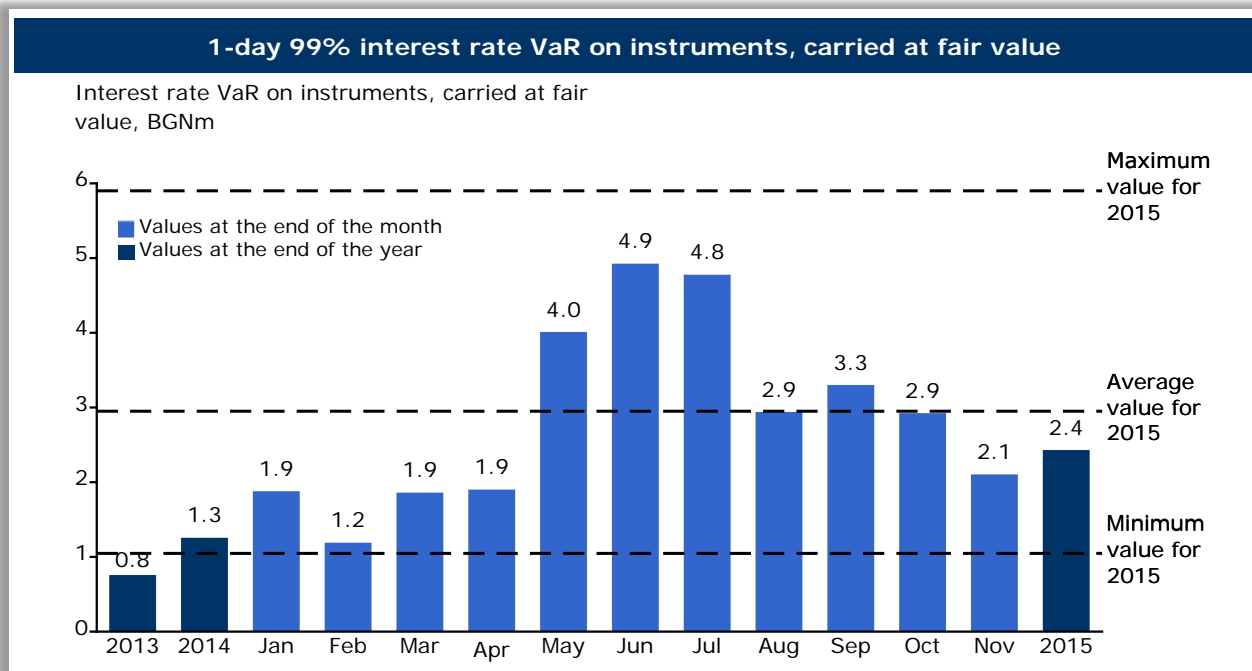
For further information regarding credit risk see note 3 "Risk management" of the Unconsolidated Financial Statements as at 31 December 2015 together with the Report of the Independent Auditor.

MARKET RISK

Market risk is the risk of losses due to changes in the price of financial instruments resulting from general risk factors inherent in the markets and not related to the specific characteristics of individual instruments, such as changes in interest rates, exchange rates and/or specific risk factors relating to the issuer. It is the policy of the Bank to maintain an insignificant trading portfolio, therefore it does not calculate capital requirements for market risk in this portfolio (except capital requirements for currency and commodity risks) and uses value at risk (VaR) models to calculate the general position risk of debt instruments for internal purposes.

Interest rate risk is the current or potential risk of change in the income of the Bank as a result of adverse changes in interest rates. First Investment Bank manages interest rate risk in the banking book through written rules, limits and procedures aimed at reducing the mismatch between interest rate sensitivity of assets and liabilities. Interest rate risk in the banking book is measured using models that assess the impact of interest rate scenarios on the economic value of the Bank and on the net interest income within a one-year horizon. Evaluation of the impact on the economic value of the Bank is based on models of the duration of interest-bearing assets and liabilities. The evaluation of the impact on net interest income is based on a maturity table of interest-bearing assets and liabilities and the estimated change in interest rates by classes of instruments following a change in market interest rates.

To manage the interest rate risk of securities carried at fair value, Fibank applies VaR analysis, duration analysis, and analysis of standardized interest rate shocks. In accordance with the Basel principles and requirements for market risk, the Bank also measures stressed value at risk (sVaR) of the debt securities portfolio, where model inputs are calibrated so as to reflect an extended period of significant stress at the international financial markets.



In addition to using the VaR model, the Bank also applies various stress tests and scenarios for specific cases related to the management of market risk.

Currency risk is the risk of loss resulting from an adverse change in exchange rates. Fibank's exposure to currency risk arising from positions in the banking and trading book is limited by the application of regulatory-required and internal limits. The Bank actively manages the amount of its overall open foreign exchange exposure, and seeks to maintain negligible levels of currency mismatches in its entire activity. In addition, First Investment Bank calculates, based on an internal VaR model, the maximum loss that could be incurred within 10 days at a confidence level of 99.0%.

The Bank is also exposed to currency risk as a result of proprietary trading transactions. The volume of such transactions is very limited and controlled through limits on open foreign currency positions, and stop-loss limits on open positions.

For further information regarding market risk see note 3 "Risk management" of the Unconsolidated Financial Statements as at 31 December 2015 together with the Report of the Independent Auditor.

LIQUIDITY RISK

Liquidity risk originates from the funding of the banking business and in positions management. It includes the risk of failure to meet a payment when due, or failure to sell certain assets at a fair price and in the short term to meet an obligation.

First Investment Bank manages liquidity risk through an internal system for monitoring and daily liquidity management, maintenance of a sufficient amount of cash consistent with the maturity and currency structure of assets and liabilities, regular gap analysis of inflows and outflows, maintaining a low risk portfolio of assets to meet current liabilities, and operations on the interbank market.

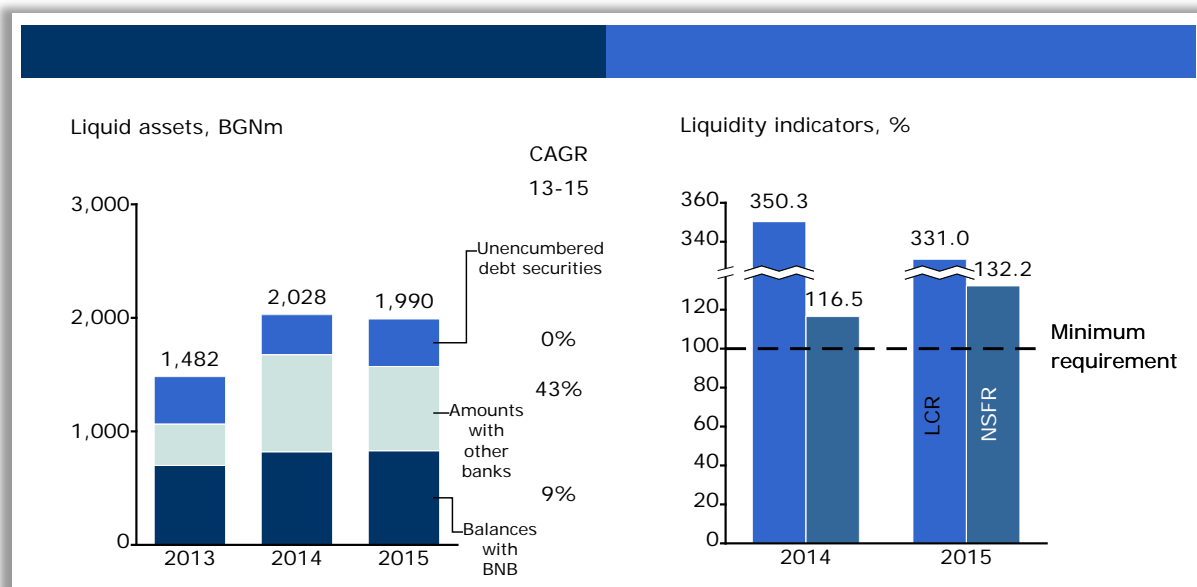
In order to maintain a moderate risk profile, Fibank has established an adequate framework for liquidity risk management. The Bank's policy on liquidity management is designed so as to ensure meeting all obligations even under stress originating from the external environment or from the specifics of banking activity, as well

as to maintain an adequate level and structure of liquid buffers and apply appropriate mechanisms for distribution of costs, profits and risks related to liquidity. The Bank applies a combination of methods, financial models and instruments for assessment and management of liquidity, including the requirements for reporting and monitoring of the liquidity coverage ratio (LCR) and net stable funding ratio (NSFR) in compliance with Regulation (EU) No 575/2013 and the applicable delegated regulations of the European Commission.

In addition to the methods and systems for managing liquidity risk, the Bank has taken preparatory steps, in accordance with the guidelines of the European Banking Authority, for conducting regular Internal Liquidity Adequacy Assessment (ILAA).

In 2015, in fulfillment of the requirements applicable to banks in the country under the Law on Credit Institutions, Ordinance №7 of BNB on the organization and management of risks in banks, and the Law on the recovery and resolution of credit institutions and investment firms transposing Directive 2014/59/EU of the European Parliament and of the Council of 15 May 2014 establishing a framework for the recovery and resolution of credit institutions and investment firms, First investment Bank prepared a recovery plan in the event of potential financial difficulties. The plan contains quantitative and qualitative early warning signals and recovery indicators (capital indicators, liquidity indicators, profitability indicators, market-based indicators), the occurrence of which triggers appropriate measures. Indicators concerning liquidity risk include liquidity coverage ratio (LCR); net outflow from financing; ratio of liquid assets to deposits from non-financial customers; net stable funding ratio (NSFR). Various stress scenarios are also differentiated, concerning idiosyncratic shock, systemic shock, and combined shock. In the case of liquidity pressure, systems and processes are established for quick and adequate response, with clearly defined levels of escalation and decision-making.

During the reporting year, Fibank continued to maintain an adequate amount of liquid assets. As at 31 December 2015 the ratio of liquid assets to total borrowings was 25.36% (2014: 25.68%). According to the regulatory requirements the Bank should maintain a buffer of liquid assets to ensure liquidity coverage of net liquidity outflows over a 30 calendar day stress period. At the end of the period, the liquidity coverage ratio (LCR) amounted to 330.97% on an unconsolidated basis.



First Investment Bank also calculates a net stable funding ratio (NSFR), which is an instrument introduced to ensure that long-term liabilities are adequately covered by stable financing tools both under normal

circumstances and in stress conditions. At year-end, the net stable funding ratio amounted to 132.23% on an unconsolidated basis.

For further information regarding liquidity risk see note 3 "Risk management" of the Unconsolidated Financial Statements as at 31 December 2014 together with the Report of the Independent Auditor.

OPERATIONAL RISK

Operational risk is the risk of loss resulting from inadequate or failed processes, people or systems, or from external events. In order to mitigate the risks arising from operational events, First Investment Bank applies written policies, rules and procedures that are based on the requirements laid down in Bulgarian and EU legislation and good banking practices.

During the year, the Bank further developed its methods and tools for managing operational risk by taking actions to further improve the process of defining, collecting and analyzing key indicators for operational risk. The key risk indicators applied by Fibank are defined a bank level, as well as specifically for each business unit and process in the Bank, for the purpose of effective signaling of changes that may be relevant to the active management of operational risk, as well as for implementing better monitoring and control of the risk tolerance and of the thresholds and limits on individual types of risk.

First Investment Bank maintains a system for registration, tracking and control of operational incidents and near-misses that complies with the effective regulatory requirements. Operational risk management at Fibank is based on the principles of not assuming unsound risk, strict compliance with the authority levels and applicable laws, and active management of operational risk. The Bank applies reliable methods for avoiding, transferring, and limiting the impact of operational risks, including through separation of functions and responsibilities, double control, approval levels, internal control, insurance contracts, information security.

The Bank has internal rules for information security and access to information systems that include organizational framework, management and responsibilities of employees to guarantee data security. In order to ensure effective management of the business continuity, First Investment Bank has established contingency and business continuity plans, as well as plans for recovery of all its critical functions and resources which are regularly tested.

The Risk Analysis and Control department defines and categorizes operational events across event types and business lines inherent in banking, as well as the obligations and responsibilities of the Bank's employees in connection with their registration and reporting. The Operational Risk Committee regularly reviews and analyzes operating events and suggests to the Managing Board measures for prompt correction of their causes, as well as for strengthening the controls in the management of processes, activities, products and services at all levels of the Bank's system.

In order to assess the exposure and reduce operational risk, as well as to enhance and improve the control procedures, First Investment Bank conducts regular Risk Control Self Assessment (RCSA) in the form of questionnaires and analyzing of processes. Self assessment is an additional tool for evaluating the exposure of the Bank to operational risk and analyzing the effectiveness of existing controls for its mitigation.

RISK EXPOSURES

As at 31 December 2015 First Investment Bank applies the standardized approach for the calculation of the risk exposures for credit risk, in accordance with Regulation (EU) No 575/2013. Due to the limited volume of

financial instruments in the trading book (bonds and other securities) capital requirements are calculated in accordance with the requirements of Regulation (EU) No 575/2013 as applied to the banking portfolio. The Bank applies the basic indicator approach for calculation of the capital requirement to cover the risk of operational losses.

In BGN thousand/ % of total	2015	%	2014	%	2013 ⁴	%
For credit risk	5,757,531	92.2	5,798,925	93.3	4,887,660	92.7
For market risk	6,300	0.1	6,902	0.1	7,740	0.1
For operational risk	479,863	7.7	408,206	6.6	379,546	7.2
Total risk exposures	6,243,694	100	6,214,033	100	5,274,946	100

Apart from Supervisory purposes, Fibank also calculates the economic capital that will ensure its solvency and business continuity in adverse market conditions. For that purpose, an internal capital adequacy analysis (ICAAP) is made.

INTERNAL CAPITAL ADEQUACY ANALYSIS

The capital needs of First Investment Bank are determined according to its business strategy and risk profile. In this regard, the assessment of the required economic capital of the Bank reflects the risk profile of its activity. The main indicators of the quantitative evaluation methods used take into account unfavorable economic environment scenarios.

The internal system for assessing the required internal capital is based on VaR forecasting models for credit and market risk, stress tests for credit, liquidity, reputational, and interest rate risk in the banking book, using the Basic Indicator Approach and stress tests regarding operational risk, the Earnings-at-Risk approach for strategic risk, and on analytical tools and techniques that allow more detailed assessment of capital adequacy in accordance with the risk profile of the Bank and the current operating environment.

For calculation of capital adequacy regarding the exposure to credit risk, First Investment Bank uses internal valuation models, except in particular cases, e.g. in exposure classes with negligible impact on the risk profile. For exposure classes of substantial importance, which constitute the main credit activity of Fibank, the economic capital is determined based on a single-factor portfolio credit-VaR model which determines the probable distribution of losses that may be incurred within one year horizon, at 96% confidence interval. To quantify the risk of occurrence of extraordinary, unlikely but possible events, stress scenarios are applied. The stress scenario results are compared with the capital requirements for credit risk, calculated according to the portfolio VaR model.

As regards concentration risk, its quantitative evaluation is part of the overall assessment of the exposure to credit risk. For the purposes of ICAAP, First Investment Bank assesses the concentration risk due to the uneven distribution of credit exposures by client, or by a group of related persons, from the perspective of its financial stability and ability to carry out its core business.

The Bank's exposure to market risk is limited and involves the assessment of capital adequacy in relation to position risk, foreign exchange risk, and commodity risk. For calculation of the economic capital for market risk, internal value-at-risk (VaR) models are used, with a time horizon of 1 year and a confidence level of 96%.

⁴ Amounts for 2013 are calculated as per the repealed Ordinance No8 of BNB on the capital adequacy of credit institutions.

For the purposes of the internal analysis of capital adequacy, Fibank manages the interest rate risk in its banking book by managing the structure of investments, controlling the costs and terms of financial liabilities, as well as controlling the interest rate structure of the loan portfolio and the other interest-bearing assets. The approaches of evaluating the effect of interest rates on the net interest income at a one-year horizon, and the effect on the economic value of the Bank are used.

With regard to operational risk, First Investment Bank applies the Basic Indicator Approach; for the purposes of ICAAP it is assumed that the economic capital is comparable to that for supervisory purposes. Furthermore, the Bank uses stress tests the results of which are correlated with the regulatory capital for operational risk.

To assess liquidity risk, the Bank differentiates the analysis in two directions regarding the risk of insolvency and the risk of providing liquidity. The risk of insolvency is managed and covered by maintaining an appropriate buffer of unencumbered, highly liquid assets, while the risk of providing liquidity is covered and mitigated by the economic capital. The Bank calculates economic capital for liquidity risk by assessing the amount of loss that would be incurred as a result of a liquidity crisis, taking into account the cost of repo transactions or liquidating assets to meet the cash outflow, as well as the expected increase in interest expense on borrowings.

Reputational risk reflects the risk that the Bank's reputation may differ negatively from the expected standard in terms of its expertise, integrity and reliability. Reputational risk may materialize mainly in loss of business, increased cost of funding, or liquidity crisis the effects of which are measured in the assessment of strategic risk and liquidity risk. For quantification of the strategic risk, the Earnings-at-Risk approach is used, measuring the historical deviations between the budgeted and generated net profit of the Bank. The capital allocated for strategic risk is determined by applying a percentage of deviation corresponding to the accepted confidence level of 96% to the budgeted net profit for the next year.

DISTRIBUTION CHANNELS

BRANCH NETWORK

The branch network is the main channel for distribution of the banking products and services of First Investment Bank.

In 2015, the Bank continued to optimize its branch network, taking into account the market environment, the workload of the locations and the volumes of activity. During the year, seven offices were closed (two in Sofia and five in the rest of the country) and one new office was opened in the town of Zlatitsa. As at 31 December 2015, the branch network of First Investment Bank comprised a total of 163 branches and offices on an unconsolidated basis (2014: 169), located in more than 60 cities in Bulgaria: 54 offices in Sofia, 108 branches and offices in the remaining part of the country, and one foreign branch in Nicosia, Cyprus.

The branches and offices of the Bank in the country offer a full range of banking products and services for both individuals and business customers. In an effort to more fully satisfy customer demand, much of the branch network operates with extended working hours, and there are also offices that provide customer service at weekends.

The branch of First Investment Bank in the city of Nicosia, Cyprus has operated on the Cyprus banking market since 1997, initially mainly in the area of corporate lending. Over the years, it has systematically and consistently worked in the direction of expanding its products and services. Currently, the branch offers standard credit and savings products, advanced payment services and electronic banking, with a strategic focus on SME customers and retail banking.

In addition to its well-developed branch network, Fibank also uses other distribution channels for its products and services: a wide network of ATM and POS terminals, remote access to information and services through its own contact center, direct sales, e-banking.

Types of products/services	Individuals	Business clients
Deposit and savings products	✓	✓
Package programs	✓	✓
Payment services	✓	✓
Debit and credit cards	✓	✓
Diners Club cards	✓	✓
Mortgage loans	✓	
Consumer loans	✓	
Loans to business clients		✓
Trade financing		✓
Project financing		✓
Factoring		✓
Europrograms financing		✓
E-banking	✓	✓
Investment services	✓	✓
Investment gold and products of other precious metals	✓	✓

CONTACT CENTRE – *bank (*2265), 0800 11 011

In 2015, Fibank's contact center continued to function as an effective channel for communication and active selling of target products and services.

In pursuance of its strategic focus on high standards of customer service, the Bank continued to work towards further development and diversification of the services offered through the contact center, in line with customer needs and new technologies. By the end of 2015, customers could turn to the contact center in order to apply for a credit or debit card, for a debit card overdraft, to receive accurate and timely information on products and services, on the tariff and interest rate terms of the Bank, on the location of branches and their working hours, as well as to obtain adequate and professional assistance in case of a question or a problem. Clients are also provided with the opportunity for real-time communication through the corporate website of the Bank.

During the year, over 40 different outbound campaigns were carried out through the contact center, including information campaigns and such associated with direct marketing of banking products and services, or supporting collection of receivables from customers. Over 150 thousand outgoing calls were made, with nearly 70% of respondents reached.

CORPORATE BLOG

Established in 2008, the corporate blog of First Investment Bank has functioned for seven years now as an alternative channel of communication. It presents a diverse range of social and corporate initiatives of the institution, financial analyses and research related to the market of banking products and services in the country, news on various topics, and useful customer information. It assesses the use of products and services through open discussion and interactive inquiries, thereby allowing for testing customer satisfaction. The feedback received from users is leading in improving the products and services of the Bank, as well as in the implementation of various initiatives.

The Bank constantly strives to develop the information presented by the corporate blog in order to make it more readily understandable by users, in line with the modern trends of online communication. In 2015, the corporate blog of Fibank carried out new initiatives, including analysis and information on the products of precious metals offered by the Bank. New sections were also included, featuring interviews with business customers of Fibank, as well as with students receiving scholarships from the Union of Actors in Bulgaria whose social fund Bank has supported over the period 2014-2015.

First Investment Bank continues to maintain active real-time communication with customers and stakeholders through all leading social networks: Facebook, Twitter, Google+, Youtube, Foursquare.

SALES

First Investment Bank uses direct sales (on-site, at the client's premises) as an additional opportunity for distribution of products and services, including for comprehensive bank servicing of institutional and corporate clients. This approach helps to attract new customers, build long-term relationships with existing ones, as well as receive direct feedback about the products and services of the Bank.

In 2015, new corporate customers from different market segments were attracted by First Investment Bank using direct sales.

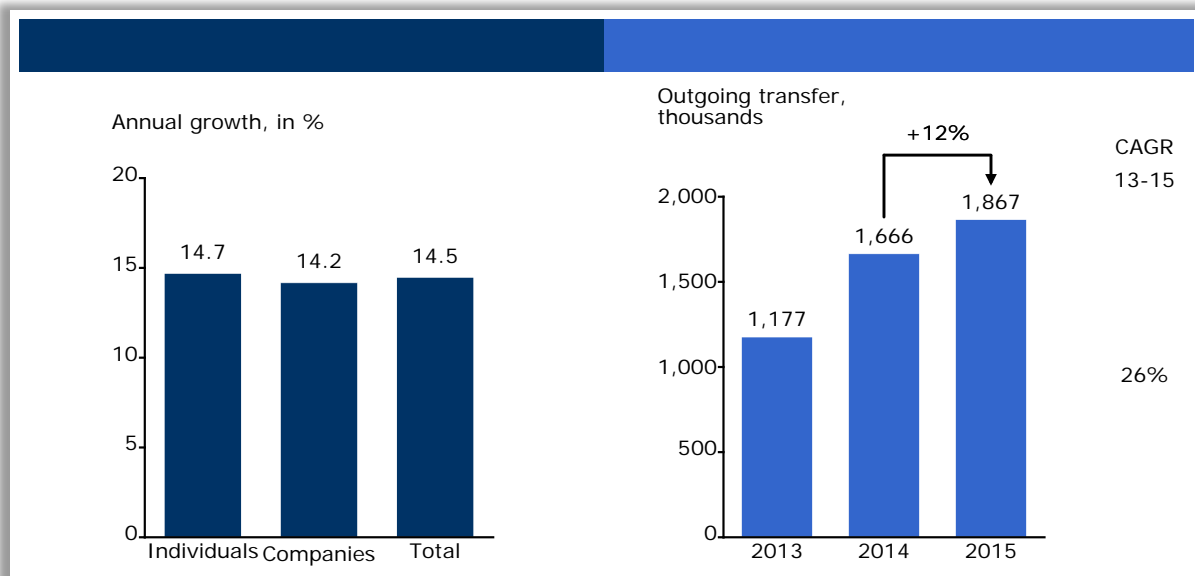
The Bank has considerable experience in the servicing of budget spending units, state and municipal enterprises.

REMOTE BANKING

VIRTUAL BANKING BRANCH (e-fibank)

First Investment Bank has successfully offered electronic banking since 2001, being a pioneer in this area. It provides customers with a modern, fast, inexpensive and secure way to use a wide range of banking products and services. In 2015, First Investment Bank continued to develop its services related to electronic banking, according to the needs of customers and with the aim of diversifying and adding new functionalities.

New functionalities were introduced during the year, including options for managing the SMS notification services through the e-fibank system, with the aim of greater flexibility and security for clients in exercising control over their balances, transactions and cash flows.



An increase in the number of customers of the Virtual Banking Branch was observed during the period. The 14.5% rise in new registrations compared to the previous year was assisted by the promotional campaigns conducted by the Bank – both general ones and such aimed at promoting specific packages of products and services of Fibank. There was also an increase in transfers performed through e-fibank, reaching 50% of the number (2014: 47%) and 64% of the volume (2014: 53%) of all outgoing transfers performed by the Bank.

MOBILE APPLICATION (Fibank)

In order to supply high quality service in line with the modern trends and technologies, in 2015 First Investment Bank continued to develop the Fibank mobile application, designed for bank customers using mobile devices (smart phones) with Android and/or iOS operating systems. The design and functionalities of the application were updated during the year.

It allows performing active banking transactions by individuals, including transfers in local and foreign currency, as well as passive banking transactions by individuals and legal entities, including information on balances and transactions on bank accounts and/or payment cards (account statements and/or other reporting information). The application also provides information on the Bank's branches and ATM devices,

determining the ATM device closest to the current location of the mobile device, the exchange rates of the Bank, news and ongoing promotions.

My Fibank

First Investment Bank has successfully offered its customers electronic banking services through My Fibank for more than six years. During the year, efforts and resources were allocated towards integration of the existing functionalities into a uniform channel for development of the digital services offered.

My Fibank provides customers with electronic statements from their current and deposit accounts and credit cards, and enables them to make payments of utility bills and other obligations from their accounts or cards with Fibank. They are provided with information about the sent and received interbank transfers in foreign currency, as well as with the option for registration with 3D Card Security which aims at increasing the security of payments over the Internet.

In 2015 there was a 16% increase in the number of My Fibank customers compared to the previous year, with rise in new registrations in both the retail and corporate segments.

INFORMATION TECHNOLOGIES

In 2015, development of information technologies continued to be among the strategic priorities of First Investment Bank. In line with its mission, the Bank consistently develops its high-tech solutions, aiming to be among the most technologically advanced and innovative institutions on the Bulgarian banking market.

For Fibank, a modern infrastructure and the information and technological environment are essential for the implementation and development of the full range of banking products and services. The objective of the Bank is to provide fast and superior servicing at a high level of security when performing banking transactions, as well as to maintain reliable databases, networks and systems in order to ensure uninterrupted support of the key processes in the Bank.

During the year, activities were carried out on various projects aimed at optimizing the infrastructure and systems used, as well as at upgrading existing functionalities and implementation of new ones.

With a view to increasing the capacity and improving the efficiency, actions were taken to upgrade the network infrastructure and server technology. The Bank continued its consistent policy aimed at increasing the level of security through development and updating of the IT security systems in order to provide additional protection and prevention.

During the period, efforts were directed at upgrading and modernizing the systems for archiving and storage of data, including the introduction of a new system for archiving databases based on Oracle ZFS Storage, as well as HP StoreOnce backup systems with replication capability. Systems for storing data were updated through centralization and upgrading. Additional activities were carried out towards upgrading the software and hardware of the IPCC systems, and of those related to electronic communication/mail services.

In 2015, Fibank's card system software was also updated. The Bank uses a modern and highly functional card operating system that provides opportunities for development and flexible management of card products and operations, as well as for processing of bank cards according to the increasing capacity and volumes of business.

During the year, Fibank successfully implemented a new brokerage system for centralized and automated provision of investment intermediation, registration and brokerage services. The system features fully integrated front office/back-office functionality for trading in financial instruments, as well as flexible integration with dealer systems and the core information system of the Bank. It covers both trade for clients' account, and the Bank's portfolios, providing access to all local and international regulated and OTC markets and all types of valid orders in an automated process, including with regard to the activities of the branch network, treasury, front and back offices.

In connection with the development of payment systems, the information system of the Bank was adapted to a new and higher version of the national system component of TARGET2 (TARGET2-BNB) which provides detailed information about the recipient when performing payment transactions.

In 2016, the expectations and plans of the Bank include migration of the core banking IT system FlexCube to a new and higher version with a view to further improving the processes and system performance of the system, adding new functionalities, as well as faster and easier parameterization of innovative and flexible products and services. In line with the latest technology and modern trends, the launch of mobile cards is planned as part of the activities for development of remote means of payment and electronic banking.

CORPORATE GOVERNANCE

CORPORATE GOVERNANCE FRAMEWORK

The corporate policy of First Investment Bank AD is based on internationally recognized standards and principles of good corporate governance, taking into account the changes in regulatory and economic environment as well as the increased capacity and importance of First Investment Bank on the financial market of the country.

The corporate governance of First Investment Bank is a system of policies, rules, procedures and practices by which the Bank is managed and controlled, with clearly defined functions, rights and responsibilities at all levels: General Meeting of Shareholders, Supervisory Board and committees to it, Managing Board and committees and councils to it, Internal Audit, and structures at the headquarters, branches and offices. First Investment Bank has a two-tier governance system consisting of a Supervisory Board and Managing Board.

The Bank constantly develops and improves its corporate governance as a means to enhance efficiency, successfully implement its strategy and plans for long-term development, and strengthen the authority of First Investment Bank.

COOPERATION WITH THE INTERNATIONAL FINANCE CORPORATION (IFC)

In 2015, First Investment Bank implemented a joint project with the International Finance Corporation (IFC), part of the World Bank Group, aimed at upgrading and further development of systems and implementing the most advanced practices in corporate governance and risk management. The project activities were implemented as planned, covering various aspects such as commitment to international best practices regarding corporate governance, organizational structure and activities of supervisory and management bodies, control environment, transparency and disclosure, minority shareholders, and management of risks.



Throughout the year, teams from both institutions worked together for the implementation of the planned activities, organizing numerous presentations and workshops to discuss and exchange ideas and experience.

At the end of June 2015 Ms. Maya Georgieva, Deputy Chair of the Supervisory Board, participated in the annual Corporate Governance Group network meeting of the IFC held in Washington. At the meeting, the successful cooperation between the two institutions was presented, as well as the efforts and activities implemented as part of the joint project. A panel discussion was held on the possibilities of replicating the successful working model in other regions.



As part of the 2015 project, a new Corporate Governance Code of First Investment Bank was developed and adopted which outlines and structures the main components, functions and responsibilities constituting the system of corporate governance of First Investment Bank, exceeding the requirements of applicable law in the Republic of Bulgaria and applying the latest principles of the Basel Committee on Banking supervision (of 2015) as well as the applicable standards of the Organization for economic cooperation and development (OECD) in this field. The Code sets out the basic principles and requirements for maintaining and improving the organization and methods of governance at the Bank, aimed at:

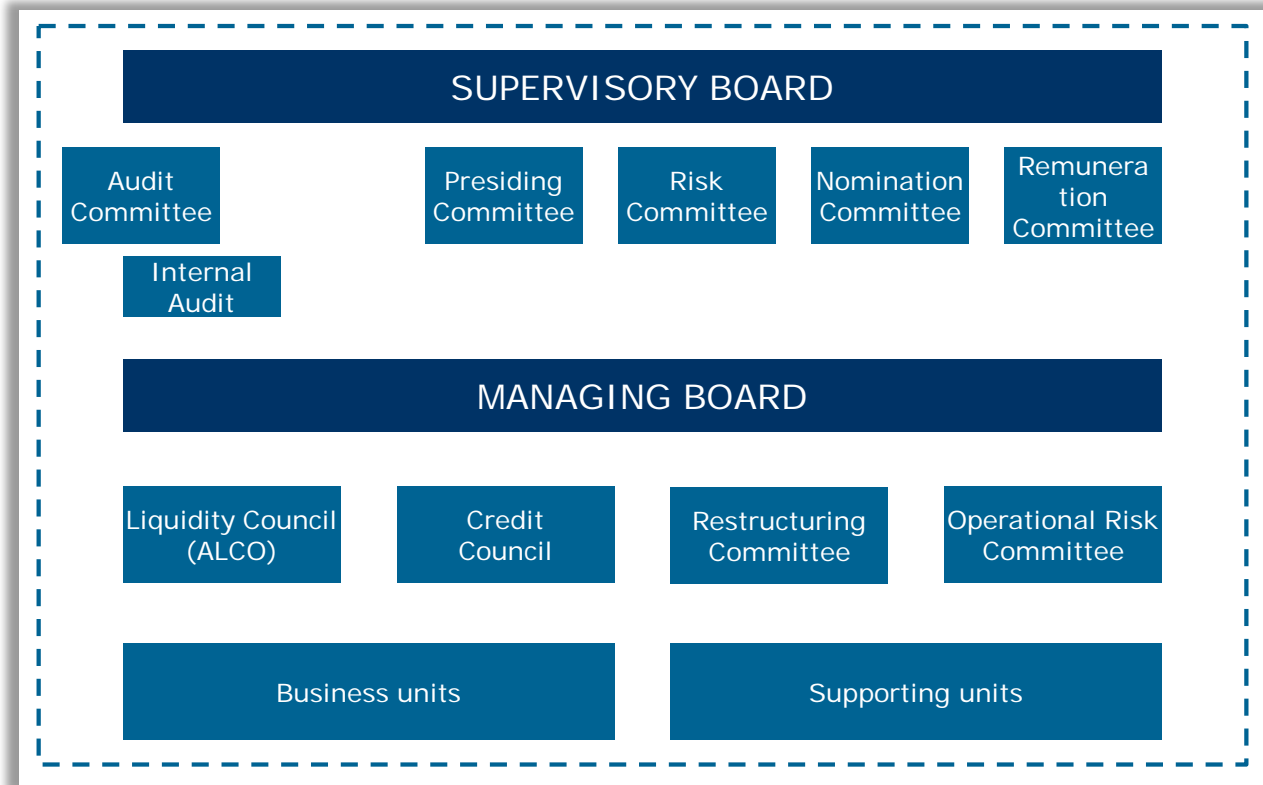
- ◆ honest and responsible governance based on adding value;
- ◆ effective practices of management oversight and control;
- ◆ executive management and senior staff acting in the best interest of the Bank and towards increasing the value of shareholders' equity;
- ◆ timely information disclosure and transparency;
- ◆ effective system of risk management and control based on the principle of three lines of defense.

With the Corporate Governance Code and the Disclosure Policy of First Investment Bank, the requirements are met of Art 100n, para 4, item 3 of POSA on the program for implementation of internationally recognized standards of good corporate governance. Both documents are publicly available at the corporate website of the Bank (<http://www.fibank.bg/bg/korporativno-upravlennie/page/3589>). In 2015, the requirements specified therein were met, including the requirements for disclosure of regulated information and information under the financial calendar of the Bank for 2015. In addition, pursuant to the National Code of corporate governance, the Bank annually discloses to the public, along with its annual report and financial statements, a corporate governance scorecard.

Following the recommendations of the IFC, Terms of reference (ToR) were developed during the period for SB members, consistent with the applicable regulations and international standards, as well as ToR for an independent SB member participating in the Audit Committee which contain additional criteria for independence pursuant to the regulatory requirements in the country. First Investment Bank initiated the preparation and maintenance of a composition matrix of the Supervisory Board, detailing the professional knowledge and skills of its members. The matrix will help ensure effective process of succession, and serve to better identify the needs for further improvement and development of the professional competencies of SB members.

For the purpose of establishing the professional and ethical standards required and applicable to the Bank as a business company, work environment and a credit institution, Fibank has a Code of Conduct that determines the basic principles, ethical norms and corporate values which underlie the policies and business plans, rules, procedures and daily operational activities of the Bank.

MANAGEMENT STRUCTURE



CORPORATE GOVERNANCE REPORT

In accordance with the requirements of the National Code of Corporate Governance (NCGC), including the Appendix to NCGC of 2014 on the content of reports, First Investment Bank discloses information about its practices of corporate governance and a description of the implementation of the recommendations contained in the National Code of Corporate Governance, which are of fundamental importance to shareholders.

SUPERVISORY BOARD

Evgeni Krastev Lukanov	Chairman of the Supervisory Board
Maya Lubenova Georgieva	Deputy Chair of the Supervisory Board
Georgi Dimitrov Mutafchiev	Member of the Supervisory Board
Radka Vesselinova Mineva	Member of the Supervisory Board
Jordan Velichkov Skortchev	Member of the Supervisory Board
Jyrki Ilmari Koskelo	Member of the Supervisory Board

In June 2015, at the General Meeting of Shareholders of First Investment Bank, a new member of the Supervisory Board was elected: Mr. Jyrki Koskelo, entered as such in the Commercial Register kept by the Registry Agency on 27 July 2015.

As an independent member, he will support the Supervisory Board in developing the business objectives and strategy of the Bank, of its corporate culture and values, as well as in observing the best practices of corporate governance and effective risk management.

Mr. Koskelo has extensive experience in banking and global financial markets, as well as rich expertise in different geographical regions. He has spent more than 20 working for the International Finance Corporation (IFC), member of the World Bank Group, occupying various senior management positions, including as vice president (a direct report to the CEO) and member of the management committee of IFC. *For more information, see the "Other information" section.*

As at 31 December 2015 the members of the Supervisory Board held a total of 208,706 shares of Fibank and none of them owned more than 1% of the issued share capital.

Number of shares / % of issued share capital	2015	%
Evgeni Krastev Lukanov	168,739	0.15
Maya Lubenova Georgieva	11,388	0.01
Georgi Dimitrov Mutafchiev	9,454	0.01
Radka Vesselinova Mineva	0	0
Jordan Velichkov Skortchev	19,125	0.02
Jyrki Ilmari Koskelo	0	0
Total	208,706	0.19

The business address of all Supervisory Board members is 37, Dragan Tsankov Blvd., 1797 Sofia.

The Supervisory Board of First Investment Bank supervises and, where necessary, advises the Managing Board and monitors the overall activities of the Bank. It adopts and oversees the implementation of the strategic objectives, the corporate governance framework, and the corporate culture of the Bank. When exercising supervision over the Managing Board, the Supervisory Board takes into account the achievement of objectives, the strategy and risks in the activity of the Bank, as well as the structure and operation of the internal systems for risk management and control. The Supervisory Board carries out its activity effectively exchanging information with the Managing Board subject to the particular specifics, and by implementation of high ethical standards and corporate values of business conduct sets the tone for high corporate culture and business ethics: "Tone of the Top".

The Supervisory Board consists of three to seven individuals elected by the General Meeting of Shareholders who have adequate knowledge and professional experience, including high financial competencies, in accordance with the current fit and proper requirements, as well as with the activities carried out by the Bank and the main risks to which it is, or might be exposed. Each member of the Supervisory Board has the experience, knowledge, qualifications, and teamwork skills necessary for effective discharge of his or her obligations, and for guaranteeing the ability of the Supervisory Board as a collective body to ensure the implementation of the long-term objectives of the Bank.

The composition of the Supervisory Board is structured so as to ensure conscientious, professional and independent fulfillment of the obligations of its members. One half of the Supervisory Board members are independent which exceeds the requirements of national legislation. In addition, they meet independence requirements which are more stringent than those specified by law.

The Supervisory Board is supported in its activity by a Presiding Committee, a Risk Committee, a Remuneration Committee, and a Nomination Committee which function according to written competencies, rights and responsibilities.

The Presiding Committee is responsible for overseeing the activities of the Managing Board on important strategic decisions, including the issue of new shares, bonds, hybrid instruments, the adoption of programs and budgets relating to the activity of the Bank. Chair of the Presiding Committee is Ms. Maya Georgieva. In the course of its activity, the Presiding Committee has held 11 meetings in 2015.

The Risk Committee assists the supervision over the risk management activities of the Managing Board, as well as the broad strategic and tactical supervision of the risk management function in the Bank. The Committee advises the Supervisory Board in relation to the overall current and future strategy regarding compliance with risk policy and risk limits, the Bank's risk propensity, and the control of its implementation by senior management. Chair of the Risk Committee is Mr. Evgeni Lukanov. During the reporting period, the Risk Committee has addressed issues of its competence at 28 meetings.

The Remuneration Committee assists the Supervisory Board in the implementation of the Remuneration policy of the Bank and its subsequent amendments, as well as in any other matters concerning remuneration, in accordance with the regulatory requirements and best practices in the area. Chair of the Remuneration Committee is Mr. Jordan Skortchev. The Remuneration Committee has held 5 meetings in 2015.

The Nomination Committee assists the Supervisory Board in assessing the suitability of candidates, or active members of the Managing Board and other senior management staff of the Bank, as well as regarding compliance with applicable regulations in the selection of candidates for senior management. Chair of the Selection Committee is Mr. Georgi Mutafchiev. During the year, the Nomination Committee has addressed issues of its competence at 11 meetings.

As a company of public interest and according to the Law on the Independent Financial Audit, the Bank has a functioning **Audit Committee** which is responsible for supervising the financial reporting and the independent financial audit, as well as for the effectiveness of the systems for internal control and risk management in the Bank. The Committee also makes a recommendation in the selection of a registered external auditor to perform the independent financial audit of the Bank and monitors its independence in accordance with the legal requirements and the Code of Ethics for Professional Accountants. In 2015, in accordance with the current best practices and international standards, initiatives were taken to further develop the activity and strengthen the role of the Audit Committee as an auxiliary body in the supervision over the control environment in the Bank. In June 2015, a new Chair of the Audit Committee was elected: Ms. Radina Beneva, a member of the committee who is independent from the Supervisory Board. In 2015, 8

meetings of the Audit Committee were held, including regular meetings with the Chief Financial Officer, the Director of Internal Audit, as well as with representatives of the independent external auditor of the Bank.

MANAGING BOARD

Vassil Christov Christov	Chief Executive Officer (CEO), Chairman of the Managing Board
Dimitar Kostov Kostov	Chief Risk Officer (CRO), Member of the Managing Board and Executive Director
Svetoslav Stoyanov Moldovansky	Chief Operating Officer (COO), Member of the Managing Board and Executive Director
Maya Ivanova Oyfalosh	Chief Corporate Banking Officer (CCBO), Member of the Managing Board and Executive Director
Nadia Vasileva Koshinska	Chief Retail Banking Officer (CRBO) and Member of the Managing Board
Jivko Ivanov Todorov	Chief Financial Officer (CFO) and Member of the Managing Board

In November 2015, decisions were taken on changes in the composition of the Managing Board of First Investment Bank, and changes were adopted in the organizational structure of the Bank with a view to further improvement of the corporate governance and risk management, in accordance with the IFC recommendations reflecting the current best international practices in those areas.

The structural changes included the introduction of the Chief Executive Officer (CEO) position which was occupied by Mr. Vassil Christov, also elected as Chairman of the Managing Board. A complete Risk Management function was introduced, consistent with the applicable international standards for internal control and risk management – headed by Mr. Dimitar Kostov, elected as Chief Risk Officer. Also introduced were the positions Chief Operating Officer – occupied by Mr. Svetoslav Moldovansky, Chief Corporate Banking Officer – by Ms. Maya Oyfalosh, and Chief Retail Banking Officer – by Ms. Nadia Koshinska who was also elected as new member of the Managing Board of the Bank (registered in the Commercial register in January 2016). The Chief Financial Officer of the Bank, Mr. Jivko Todorov, was also included in the composition of the MB.

The new Managing Board members are professionals with extensive experience in banking and are qualified for the discharge of their duties. *For more information, see the “Other information” section.*

Changes in the composition of MB also included the release of Mr. Chavdar Zlatev, Ms. Milka Todorova, Mr. Ivaylo Ivanov and Ms. Mariana Sadzhaklieva as members of the Managing Board, while they retained their positions in the senior management of Fibank. Their high professional qualities and responsible attitude helped overcome the challenges faced by the Bank in 2015 and contributed to its future development and the implementation of its objectives.

As part of the structural changes during the year a complete Compliance function was also created, headed by Mr. Svetozar Popov, elected as Chief Compliance Officer responsible for compliance of the activity with regulatory requirements and recognized standards. Mr. Popov has extensive experience in banking, having held the positions of specialist credit risk management, deputy director of Risk Management department, and chairman of the Credit Committee at First Investment Bank, as well as organizational and administrative experience accumulated over more than seven years as Executive Director at UNIBank, Macedonia.

As at 31 December 2015 the members of the Managing Board held a total of 24,026 shares of Fibank and none of them owned more than 1% of the issued share capital.

Number of shares / % of issued share capital	2015	%
Vassil Christov Christov	21,676	0.02
Dimitar Kostov Kostov	0	0
Svetoslav Stoyanov Moldovansky	0	0
Maya Ivanova Oyfalosh	2,350	0.00
Nadia Vasileva Koshinska ⁵	N/A	N/A
Jivko Ivanov Todorov	0	0
Total	24,026	0.02

The business address of all Managing Board members is 37, Dragan Tsankov Blvd., 1797 Sofia.

The Managing Board of First Investment Bank is the body which manages the Bank independently and responsibly, in accordance with the established mission, objectives and strategies. The Managing Board operates under rules of procedure approved by the Supervisory Board. Its main functions are to manage and represent the Bank by resolving all matters affecting the Bank within its scope of activities, except those of the exclusive competence of the General Meeting of Shareholders or the Supervisory Board according to the law and the Statute of the Bank. The Managing Board organizes the implementation of decisions of the General Meeting of Shareholders and the Supervisory Board, and performs any other functions assigned to it by those bodies or the law. According to the statutes and internal regulations, certain decisions of the Managing Board are subject to approval by the Supervisory Board, while others require coordination with a committee to the SB.

In accordance with the principles of good corporate governance, an open dialogue is maintained between the Supervisory Board and the Managing Board of First Investment Bank. Besides the regular reports on implementation of objectives and activities, joint meetings are also conducted. The Managing Board immediately notifies the Chairman of the Supervisory Board or his deputy of any circumstances that are of material importance to the Bank and provides timely information regarding implementation of the business strategy, risk appetite, achievement of objectives, risk limits or rules relating to regulatory compliance, the system of internal control, or the compliance of the Bank's activity with the regulatory requirements and the external environment. Supervisory Board members are entitled to direct contact with the senior staff and employees of the Bank, and the head secretary has key role for the overall support of this process.

The Managing Board consists of three to nine individuals elected by the Supervisory Board on the recommendation of the Nomination Committee, in accordance with the requirements of applicable law, the Statute of the Bank, and the Policy of First Investment Bank for selection of senior management personnel. The Management Board members are established professionals with proven leadership qualities, constituting a prerequisite for achieving the objectives of the Bank.

The composition of the Managing Board is structured so as to ensure effective management of operations, subject to the generally accepted principles of managerial and professional competence. The Managing Board of First Investment Bank holds meetings every week.

⁵ Ms Nadia Koshinska was registered in the Commercial Register as a member of the Managing Board of the Bank on 12 January 2016.

The Managing Board is supported in its activity by a Credit Council, Council on management of assets, liabilities and liquidity (Liquidity Council), Restructuring Committee, and Operational Risk Committee, which operate according to written structure, scope of activities, and functions. *For more information, see the "Risk management" section.*

GENERAL MEETING OF SHAREHOLDERS

The General Meeting of Shareholders of First Investment Bank is the most senior management body, allowing shareholders to decide on fundamental issues concerning the existence and activities of the Bank. In particular, the General Meeting of Shareholders decides on amendments and supplements to the Statute of the Bank, on increasing or reducing the capital, as well as on transformation or dissolution of the Bank. The General Meeting of Shareholders has powers to appoint or dismiss members of the Supervisory Board and the Internal Audit of the Bank, decide on the distribution of profit, on the issuance of bonds, as well as on any other matters under the Statute of the Bank and the applicable law.

In June 2015, an annual General Meeting of Shareholders was held at which a decision was taken that the entire net profit of the Bank for 2014 shall be capitalized, and no dividends shall be paid or other deductions made from the profit for 2015. BDO Bulgaria OOD was selected as the specialized audit firm to perform an independent financial audit of the annual financial statements of the Bank for 2015. The company was selected after preliminary approval by the Bulgarian National Bank and recommendation by the Audit Committee of the Bank.

The General Meeting adopted changes in the Statute of First Investment Bank, refining certain texts on the functions and powers of the control and management bodies of the Bank. Also adopted were changes in the composition of the Supervisory Board and Audit Committee of the Bank.

AUDIT AND INTERNAL CONTROL

The Bank has established and constantly improves a reliable and comprehensive internal control framework which includes control functions with the necessary powers and rights of access, enabling independent performance of duties by the structural and auxiliary units exercising monitoring and control.

The risk management processes, procedures and requirements are structured according to the "three lines of defense" principle. The control functions are independent of the operational business units whom they monitor and control, and are also organizationally independent of one another as they perform different functions.

The annual financial statements of First Investment Bank are audited by an independent external auditor in accordance with the Law on Independent Financial Audit and the applicable legislation. In order to ensure transparency and inform all interested parties of the results of the Bank, the audited financial statements are published in Bulgarian and English languages on its corporate website: www.fibank.bg

First Investment Bank applies written policies and rules regarding the disclosure of conflicts of interest, and organization of the processes in the Bank is established in such a way as to avoid the possibility of conflict of interest.

PROTECTION OF SHAREHOLDERS' RIGHTS

The corporate governance of First Investment Bank protects the rights of shareholders, depositors and other customers of the Bank, treating all shareholders of the Bank equally, including minority and foreign shareholders. The governing bodies of First Investment Bank provide shareholders and investors with regular and timely disclosure of information about major corporate events related to the operation and condition of the Bank, ensuring informed exercising of shareholders' rights, and respectively informed investment

decision-making by investors. No limitation of rights of individual shareholders holding shares of the same class is allowed.

The convening of the General Meeting of Shareholders is made by written notice to shareholders in accordance with the Statute of the Bank in order to encourage their participation in the General Meeting, and in such a way as not to impede the voting or make it unnecessarily expensive. The Bank provides shareholders with timely and adequate information for decision-making, taking into account the scope of competence of the General Meeting. The invitation, together with the written materials related to the agenda of the General Meeting, are announced in the Commercial Register to the Registry Agency, submitted to the Financial Supervision Commission, and made available to the public through www.x3news.com at least 30 days before holding of the General Meeting. They are also published on the website of the Bank in Bulgarian and English languages from the time of the announcement until the conclusion of the General Meeting. Upon request, the materials are provided to each shareholder free of charge.

First Investment Bank maintains a special section on shareholders' rights on its corporate website at (<http://www.fibank.bg/bg/prava-na-aktsionerite/page/3598>).

In 2015, in accordance with good corporate governance practices, the Bank launched initiatives to further engage minority shareholders. In an effort to maintain an open line of communication with shareholders and investors, First Investment Bank created a Club of investors, by registering in which all stakeholders can receive e-mail notifications of any investor information disclosed by the Bank to the public. During the year, preparatory work was also carried out in connection with the launch of an initiative for organizing and holding annual meetings with minority shareholders, with a view to furthering transparency and creating an opportunity for open dialogue and feedback between them and the senior management of the Bank.

INFORMATION DISCLOSURE

Transparency and timely disclosure of information is a key principle in corporate governance. First Investment Bank maintains a system of disclosure in accordance with current regulations, which is aimed at providing timely, accurate and understandable information about significant events, allows for objective and informed decisions, ensures equal access to information and prevents abuse of insider information.

During the year, a new Disclosure policy of First Investment Bank was adopted that outlines the framework for provision of information to stakeholders, shareholders and investors in accordance with modern practices of good corporate governance and provides an opportunity for making objective and informed decisions and assessments. In disclosing information, the Bank is guided by the principles of accuracy, accessibility, equality, timeliness, integrity and regularity.

In its capacity as a public company, Fibank discloses to the public (through the information agency www.x3news.com) periodic information, including independently audited annual financial reports, as well as interim quarterly reports and activity reports.

First Investment Bank prepares this Annual Report in Bulgarian and English, subject to examination by an independent auditor, which contains detailed information on the development and competitive position of the Bank and its financial results, implementation of objectives and review of business by type of activity, as well as information on the management structure, corporate governance framework and risk management.

The Bank also immediately discloses ad hoc information on important events related to its activity. Information is also published on the website of Fibank: www.fibank.bg, Investors section.

First Investment Bank maintains a corporate website, including an English-language version, with established content and scope of the information disclosed therein. It provides information about the products and

services of the Bank, as well as essential trading and corporate information about the Bank, including on shareholder structure, management and supervisory bodies and their committees, financial reporting and activity reports, as well as the other information required under the regulatory requirements and the National Corporate Governance Code. A special, easily accessible Investors section is maintained on the website, featuring detailed and updated corporate governance information, stock information, financial information, news for investors, general meetings of shareholders, etc.

The scope of information disclosed by First Investment Bank exceeds the requirements of national legislation. In addition, Fibank publishes information on the Bank in the form of presentations and interviews with senior management, press releases, journals (e.g. Fibank News), discloses detailed information on products and services of the Bank, the applicable terms and conditions and the Tariff and any amendments thereto, as well as information on events and initiatives conducted as part of its corporate social responsibility policy.

With a view to effective liaison between First Investment Bank and its shareholders and those interested in investing in financial instruments issued by the Bank, a Director of Investor Relations has been appointed in First Investment Bank.

INVESTOR RELATIONS DIRECTOR

Vassilka Momchilova Stamatova	Investor Relations Director
--------------------------------------	-----------------------------

The business address of the Investor Relations Director is 37, Dragan Tsankov Blvd., 1797 Sofia, tel. +359 2 / 81 71 430, email: vasilka.stamatova@fibank.bg.

STAKEHOLDERS

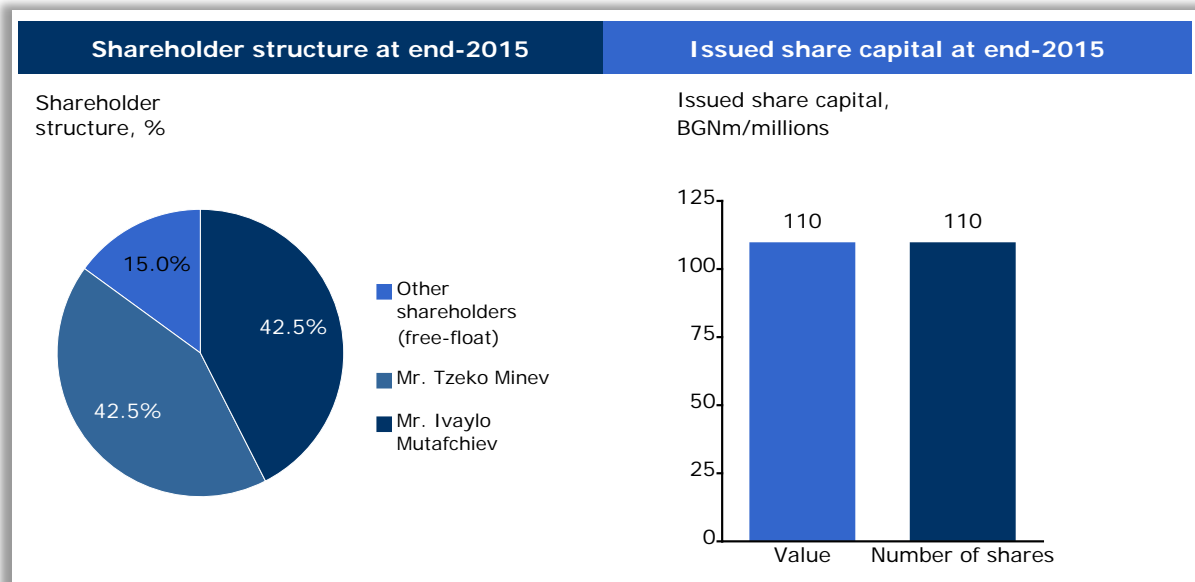
First Investment Bank applies a policy of providing information to stakeholders about its activity. Those include persons who are not shareholders but are interested in the economic development of the company, such as creditors, bondholders, customers, employees, the general public, and others.

Periodically, in accordance with the legal requirements and best practices, First Investment Bank discloses information of non-financial nature, including on the social responsibility of the Bank and its participation in the social life of the country. The Bank supports socially significant projects and initiatives, provides sponsorship and develops donation programs directed primarily towards disadvantaged people, talented children, supporting Bulgarian sport, culture and education. *For more information, see the "Social responsibility" section.*

For seven years now, First Investment Bank has maintained and developed a corporate blog which functions as a channel of communication aimed at open dialogue in accessible language with customers, partners and other stakeholders.

SHAREHOLDERS' STRUCTURE

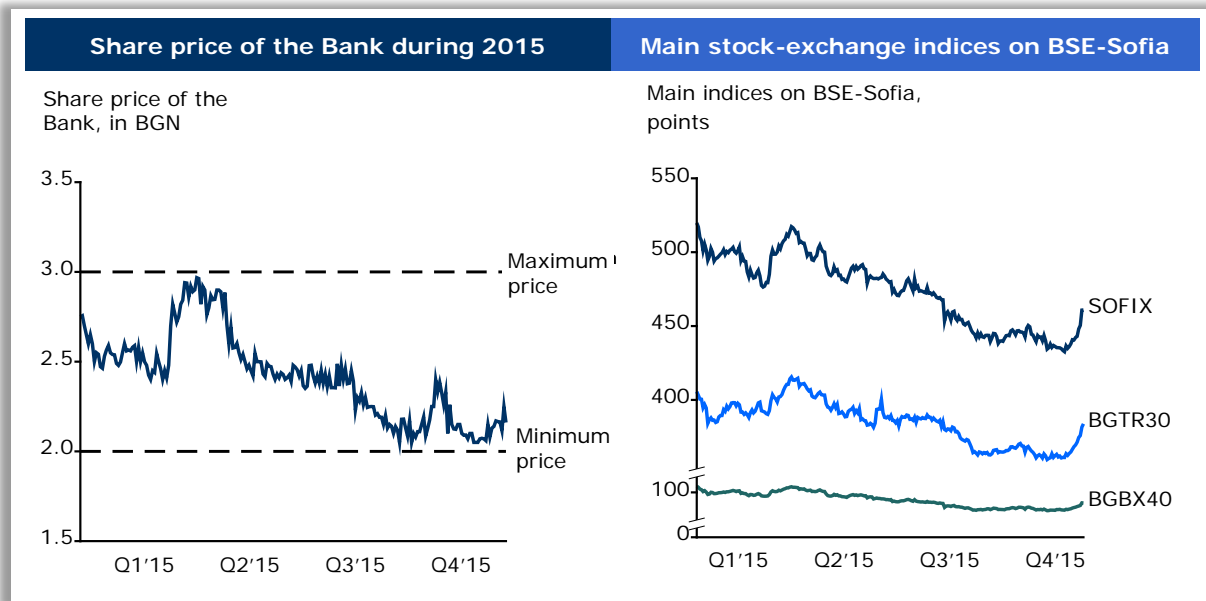
As at 31 December 2015 the major shareholders of First Investment Bank were Mr. Tzeko Minev (42.5%) and Mr. Ivaylo Mutafchiev (42.5%). The remaining 15% of the Bank's issued share capital (BGN 16.5 million) was owned by other shareholders, holding shares subject to free trade on the Bulgarian Stock Exchange – Sofia (free-float). The total number of shareholders exceeded 3,000 which include both individuals and legal entities, incl. institutional investors.



During the reporting period First Investment Bank has not acquired or transferred own shares, as at the end of the reporting period the Bank does not have own shares.

BANK'S SHARE PRICE

In 2015, the share price of the Bank fluctuated in the range between BGN 2.02 to BGN 3.00. The last price of the shares of First Investment Bank for the reporting period was BGN 2,161 (2014: BGN 2,800) and the market capitalization of the Bank, calculated on this basis amounted to BGN 237,710 thousand. (2014: BGN 308,000 thousand). A total of 1,666 transactions were concluded with the shares of the Bank on the regulated market BSE, amounting to a turnover of BGN 4,439 thousand to 4999 transactions and BGN 22,691 thousand turnover a year earlier.



As at 31 December 2015, the shares of the Bank were traded on the Main Market, Premium Equities Segment of the Bulgarian Stock Exchange and were included in three stock exchange indices – SOFIX, BGBX40 and BGTR30, which bring together the largest, most traded and most liquid companies on the stock exchange in Bulgaria.

HUMAN CAPITAL

During the year, the Bank carried out projects designed to further develop the professional skills and motivation of employees, and to increase the operational efficiency of work processes. Fibank successfully implemented a platform for electronic education under the E-learning project which seeks to achieve greater efficiency in the learning process, reduce the cost of a training course, and provide opportunities for use of modern communication channels in the learning process.

During the period, First Investment Bank carried out activities under the project "Together we can do more" aimed at motivating employees through recognition, distinguishing and encouraging their contribution and achievements, as well as at promoting business behaviors important for the success of the Bank.

With a view to greater efficiency of work processes and working hours efforts were directed at introducing a new electronic system for reporting and control, as well as at additional activities to further develop and standardize the basic administrative processes related to management of human capital and their documentation.

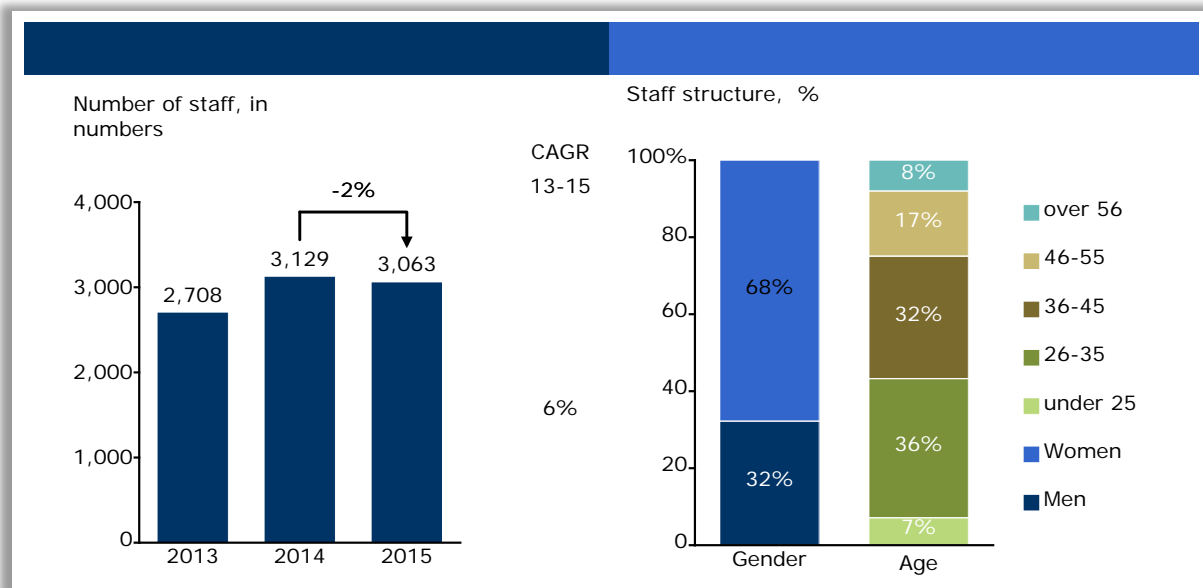


Development of expert and social competencies of First Investment Bank employees in 2015 was accomplished through the implementation of an annual training plan, according to the business objectives and identified needs. During the year, 78% of the staff of the Bank (2375 people) have received various forms of training and qualification.

In order to maintain a high standard of service, excellent professional skills and achieve effective results in attracting new customers, several significant educational projects were realized during the year, including:

- ◆ Product training for front office specialists on offering packages for individuals and legal entities, as well as in relation to credit cards and overdrafts;
- ◆ Trainings for loan specialists associated with consulting and selling skills, new products and regulatory changes;
- ◆ Training in effective communication in customer service by phone for employees in the sphere of electron banking and card payments;
- ◆ Training for cashiers related to servicing of ATM terminals;
- ◆ Training for IT specialists of the Bank related to improving their professional skills for work with the Oracle database.

As at 31.12.2014, the number of staff of First Investment Bank on a non-consolidated basis amounted to 3,063 employees against 3,129 a year earlier, the dynamics reflecting activities related to optimization of processes and resources, and adherence to a policy of synergy and optimal efficiency.



At year's end 43% of the employees of the Bank were up to 35 years of age, and the share of those up to 45 totaled 75% of the staff. In line with the general trends, 68% of the staff were women.

REMUNERATION POLICY

The remuneration principles in the Bank are structured so as to contribute to the prudent corporate governance and risk management. First Investment Bank applies a Remuneration policy pursuant to the Law on Credit Institutions and Ordinance No. 4 of the BNB on the Requirements for Remunerations in Banks, which is consistent with the business strategy, objectives and long-term interests of the Bank, promotes sound and effective risk management, and does not encourage risk-taking in excess of the risk tolerance of the Bank.

The main objective of the policy is attracting and retaining qualified personnel, motivating them to achieve high performance at a moderate level of risk and in accordance with the long-term interests of the Bank and its shareholders. It is based on principles of transparency, prevention of conflicts of interest and equal treatment of all employees, accountability, objectivity, sound risk management.

The policy sets out the general principles in forming remunerations. There are fixed and variable remunerations, the purpose of the Bank being to adhere to an optimal ratio between both, with a sufficiently high proportion of fixed remuneration so that, depending on the category of staff, greater flexibility of the variable part can be ensured, including the possibility of non-payment thereof. In determining the remuneration, not only the financial results are taken into account, but also the ethical norms and corporate values underlying the Code of Conduct of the Bank, as well as the sound and effective risk management.

With regard to some categories of staff, including senior management, employees with control functions and those whose activities are related to risk-taking, it is the policy of the Bank to limit the amount of variable remuneration to that of the fixed one, except for cases where the General Meeting of Shareholders has taken a decision on a higher amount, but in any case not greater than double the amount of the fixed remuneration. The policy includes specific requirements with regard to the structure of the variable remuneration, as well as a mechanism for deferment in line with the effective legislation and specifics of the environment.

A Remuneration Committee functions at First Investment Bank, its role being to assist the Supervisory Board in its work on monitoring the implementation of the Remuneration policy, taking into account the risk impact and the long-term interests of shareholders, investors and other stakeholders.

The remuneration of key management staff of the Bank for 2015 amounted to BGN 6,486 thousand.

POLICY FOR NOMINATION OF SENIOR MANAGEMENT

First Investment Bank applies a Policy for the selection of senior management staff which complies with the regulatory requirements arising from the implementation of the CRR/CDR IV package in Bulgarian legislation, and in particular the requirements of the Law on Credit Institutions and Ordinance No. 20 of the BNB on the Issuance of Approvals to the Members of the Management Board (Board of Directors) and Supervisory Board of a Credit Institution and Requirements for Performing their Duties.

The Policy sets out the basic requirements, principles, guidelines and criteria for selection and assessing the suitability of members of the bodies of First Investment Bank who have management and supervisory functions, including the senior management staff of the Bank. The Policy structures the activity of selection and assessment of senior management, as well as identifies the essential requirements and criteria, so that they to a maximum extent meet the high standards applied by the Bank with a view to making an adequate contribution to the realization of its objectives and strategy. As part of the Policy, the Bank maintains a well structured annex with the authority levels for taking decisions on the selection of members of the Supervisory Board, members of the committees of the Supervisory Board the head of Internal Audit, and senior management staff.

First Investment Bank aims at implementing a policy for ensuring diversity in the composition of its governing bodies, including various aspects such as work experience, educational qualifications, age, gender. The Bank maintains a matrix with data on the professional knowledge and skills (Composition Matrix) of the Supervisory Board members for the purpose of support and better identification of the needs for further improvement and development of their professional competencies, and ensuring an effective process of succession in the SB composition. As at 31 December 2015, 33% of the Supervisory Board and Management Board staff were women.

SOCIAL RESPONSIBILITY

In implementation of its program for corporate social responsibility, in 2015 First Investment Bank continued to support socially significant projects and initiatives, actively participating in public life in the country and promoting Bulgarian sport, culture and education.

As the largest bank with Bulgarian capital, Fibank strives to contribute to the preservation and development of Bulgarian traditions, culture and education. During the year, the Bank provided scholarships for excellent students from First English Language School and the National Trade and Banking High School in Sofia, and supported the student organization AISEC as part of its annual fund for financing student projects with a financial focus. In implementation of its donation program during the period, the Bank also provided one-time assistance for renovation of the facilities of 119 School Acad. Mihail Arnaudov in the town of Sofia.

As part of the project to support the social program of the Union of Actors in Bulgaria, launched in late 2014, the Bank provided annual scholarships to talented students in the field of theatrical art, as well as financial support to ensure decent retirement for deserving Bulgarian actors.

During the year, the Bank continued its successful cooperation with the Dimitar Berbatov Foundation, assisting its cause for support of Bulgarian children and encouraging their talents and achievements. In this connection, First Investment Bank created a charity calendar featuring some of the Foundation's most gifted children excelling in areas such as sport, mathematics, physics, art, ballet, etc.

In pursuance of its policy to support significant cultural and musical projects, First Investment Bank became a sponsor of the prestigious Eurovision Song Contest for children, hosted by Bulgaria in November 2015. During the year, the Bank supported the national tour of the Legends group whose members include some of the best loved and most popular Bulgarian music personalities. For yet another year, the Bank also sponsored the organization of the international jazz festival in the town of Bansko.



In 2015, First Investment Bank continued its support for the development of sports in Bulgaria as a socially responsible cause. In June 2015 the Bank donated to all sporting people a renovated basketball court in the district of Gorna Banya in Sofia, thus launching a new socially responsible initiative under the motto "Sports in the city with Fibank" which, in partnership with the local municipalities across the country, will focus on active lifestyle in an urban environment combined with a rational diet, and the benefits of active living for the young generation.



As partner of the Bulgarian Athletics Federation, the Bulgarian Rhythmic Gymnastics Federation and general sponsor of the Bulgarian Olympic Committee and the Bulgarian Ski Federation, First Investment Bank continued to support Bulgarian athletes in their respective disciplines at events on the local and international scene. At the end of the year, Fibank awarded the talented Bulgarian snowboarder Radoslav Yankov for winning the World Cup parallel slalom race with a financial prize to assist his future sports career and achievements.

During the reporting period, First Investment Bank launched for the fourth consecutive year the competition Best Bulgarian Firm of the Year, aimed at supporting Bulgarian companies and creating increased confidence among them, as well as at drawing attention to positive and successful business examples in the country. The new category added to the competition, Project financing of business talents, is designed to support young Bulgarian entrepreneurs with innovative ideas who need mentoring support in creating business plans, and initial funding for their projects.

BUSINESS REVIEW

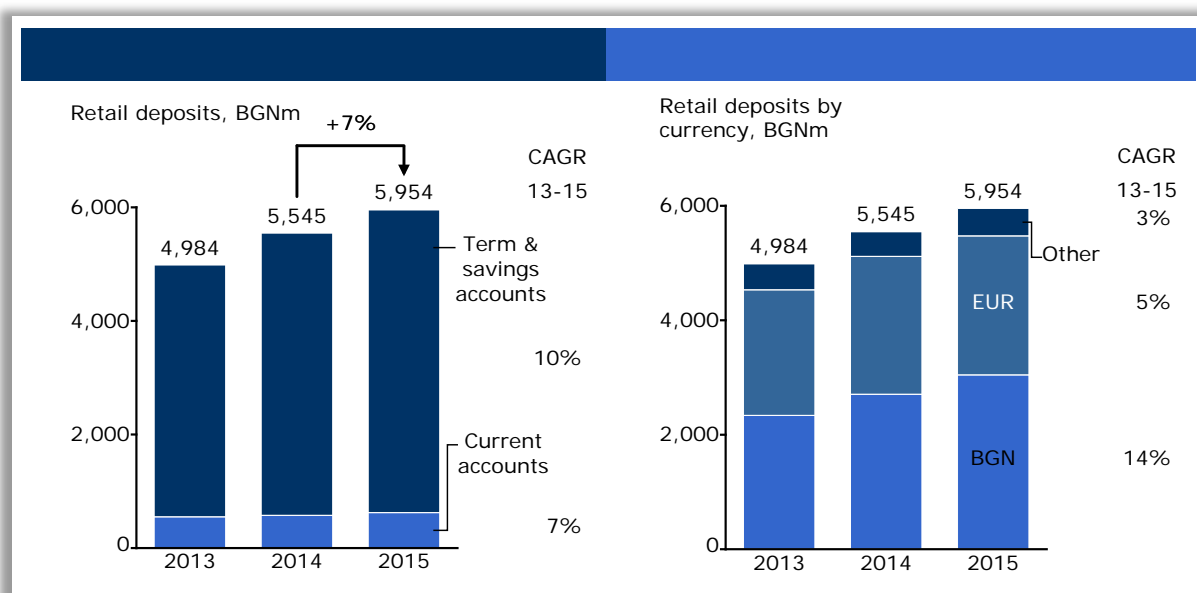
RETAIL BANKING

DEPOSITS

In 2015 the attracted funds from individuals grew by 7.4%, reaching BGN 5,953,693 thousand (2014: BGN 5,545,183 thousand). The increase was a result mainly of the growth in term and saving accounts, which reached BGN 5,329,861 thousand at the end of the period (2014: BGN 4,969,307 thousand) or 7.3% more than the previous year. They increased their structure-determining share in attracted funds from individuals to 89.5% (2014: 89.6%).

The Policy of the Bank is directed towards building a stable deposit base by offering various and flexible deposit products, adapted to the market conditions and clients` needs, while maintaining high standards of customer service.

In 2015 Fibank continued to optimize the conditions of the deposit products, including its combined packages of banking products and services for individuals - „My choice" and " My choice online", in order to fully satisfy customer needs and offering competitive conditions in line with market environment.



The current accounts at the end of 2015 also increased to BGN 623,832 thousand compared to BGN 575,876 thousand for the previous year. A contributor to the growth were the wide range of current accounts offered by the Bank, including specialized ones tailored to the specific needs of certain customers such as condominium accounts, notary accounts, such for insurance brokers, agents and others.

In terms of attracted funds from individuals First Investment Bank was placed third among banks in the country (2014: second). As at the end of 2015, the market share of the Bank amounted to 13.41% on an unconsolidated basis (2014: 13.52%).

LOANS

The loan portfolio of individuals increased by 14.3% to BGN 1,457,689 thousand at the end of 2015 (2014: BGN 1,275,612 thousand) due to growth in the segment of consumer loans and credit cards limits, as well as in the other programs and secured financing provided by the Bank to retail customers throughout the year.

In BGN thousand/ % of total	2015	%	2014	%	2013	%
Consumer loans	470,914	32.3	405,545	31.8	315,463	35.6
Mortgage loans	594,114	40.8	635,559	49.8	355,957	40.2
Credit cards	251,517	17.3	234,508	18.4	214,277	24.2
Other programs and secured financing	141,144	9.6	-	-	-	-
Total retail loans	1,457,689	100	1,275,612	100	885,697	100

CONSUMER LOANS

Consumer loans increased by 16.1% to BGN 470,914 thousand (2014: BGN 405,545 thousand), contributors being the competitive terms offered by the Bank, the easy loan application procedure and the development of new products, including seasonal offerings in line with customer needs and market necessities. In autumn 2015 a campaign for consumer loans was organized for the first day of school with a simplified procedure for prior approval and no fees for consideration and granting of credit.

First Investment Bank's market share in this segment increased to 8.52% (2014: 7.12%) at the end of the year, as Fibank improved its market position – at sixth place (2014: seventh) in terms of consumer loans among banks in the country on an unconsolidated basis.

MORTGAGE LOANS

As at the end of December 2015 mortgage loans amounted to BGN 594,114 thousand, as they remained at levels close to the previous year (2014: BGN 635,559 thousand). The dynamics reflected continued caution regarding costs and increased levels of savings among the population. Mortgage loans retained their structure-determining share in the portfolio of loans to individuals – at 40.8% at the end of the period (2014: 49.8%).

Throughout the year, First Investment Bank offered new conditions on the mortgage loan "Right of Choice" – with a fixed rate for the first 3 years and the possibility of a grace period of 12 months in every five years of the loan term.

As at 31 December 2015 the market share of the Bank in this segment was 6.79% (2014: 6.83%), as Fibank retained fifth place among banks in the country on an unconsolidated basis.

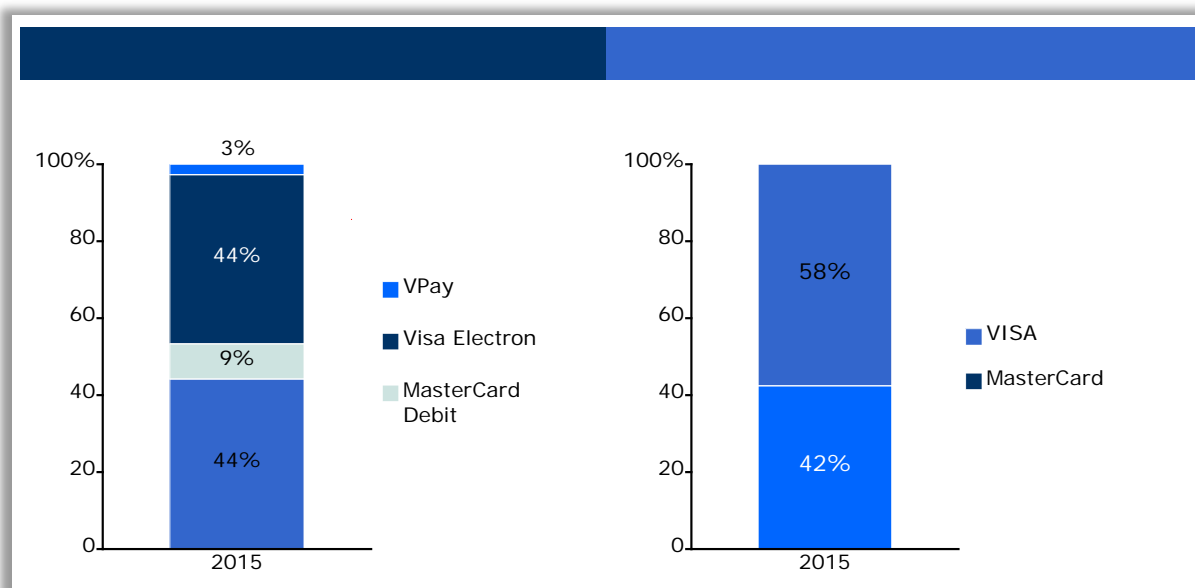
LIMITS ON CREDIT CARDS

The utilized limits on credit cards increased by 7.3% and reached BGN 251,517 thousand (2014: BGN 234 508 thousand), contributors being the offered by Fibank various and innovative card products and services, including thematic campaigns to promote and attract new customers which were organized in implementation of Bank's consecutive long-term policy for stimulating those no-cash payments. The relative share of loans utilized through credit cards in the total loan portfolio to individuals, amounted to 17.3% (2014: 18.4%).

CARD PAYMENTS

In 2015, First Investment Bank continued to develop its card business in line with the customer needs and modern technology, including through organization of promotional campaigns and promoting contactless payments.

As at 31 December 2015, the number of cards issued by Fibank remained at levels close to those of previous year. The most significant growth of 36.6% was observed in the issuance of the Debit MasterCard which features innovative functionality for contactless payments, internet payment options, and is included in the YES loyalty program of Fibank. As evidence of its successful development, the Debit MasterCard product of the Bank was distinguished as Card Product of the Consumers at the annual awards of the b2b Magazine.



The structure of payment cards over the period remained relatively unchanged. At year-end, the ratio in credit cards was 42% for MasterCard against 58% for VISA, and in debit cards – 53% for Maestro and Debit MasterCard compared to 47% for VISA electron and VPay.

First Investment Bank continues to promote contactless payments in the country, including through developing its network of POS terminals which service such types of payments, and organizing various promotional campaigns. Fibank was the first bank in Bulgaria to start issuing and servicing the contactless cards MasterCard PayPass (since 2010) and Visa payWave (since 2012).

First Investment Bank was also among the first banks in the country to introduce the chip technology (EMV standard). Currently all cards issued by Fibank, and all ATM and POS terminals serviced by it are compliant with the EMV standard which is essential for SEPA card payments framework and aims to further increase the security of card payments and limit abuses and fraud relating to cards.

As at 31 December 2015, the POS terminal network of First Investment Bank exceeded 10 thousand units, remaining at levels close to those of previous year. The Bank aims to continue offering competitive terms to both merchants and users of card services in order to stimulate this type of payments.

The ATM terminal network serviced by the Bank totaled 630 devices, compared to 637 a year earlier, reflecting adherence to optimal efficiency of the terminal network according to the specific locations, the workload, and the volume of transactions.

GOLD AND COMMEMORATIVE COINS

During the year, First Investment Bank maintained its leading position among banks in the country in terms of transactions and consultations related to products of investment gold and other precious metals. It also successfully developed the online sales of this kind of products.

In 2015, net income from transactions and revaluation of gold and precious metals amounted to BGN 785 thousand compared to BGN 619 for the previous year, reflecting the dynamics in demand and the price of precious metals over the period. At year-end the Bank's assets in the form of gold amounted to BGN 8,383 thousand (2014: BGN 9,558 thousand).

Fibank has offered its customers products of investment gold and other precious metals since 2001 and over the years has built successful cooperation with a number of leading financial institutions from around the world: the renowned Swiss refinery PAMP (Produits Artistiques de Métaux Précieux), the banks UBS and Credit Suisse, the Italian refinery Italtreasures, the New Zealand Mint, the National Bank of Mexico, the Austrian Mint, the British Royal Mint, and others.

In 2015 the Bank, jointly with the Swiss refinery PAMP, created and launched of a new joint product: the collectible series "The Tree of Life" of gold and silver bullion medallions. The design of a silver coin dedicated to the Year of the Monkey was developed in collaboration with the New Zealand Mint, exclusively offered in the offices of Fibank in the country.

In carrying out transactions in gold and precious metals, First Investment Bank invariably complies with the quality criteria of the London Metal Exchange and the international ethical trading standards.



PRIVATE BANKING

In 2015, First investment bank continued to develop its private banking by widening the range of bank solutions for this segment, for the purpose of attracting new affluent clients and improving the individual banking schemes. Fibank reported a 12% increase in the number of clients served by private banking over the year, as well as a twofold increase over the last three years. Growth was also reported in revenues generated by private banking, including such associated with service charges which increased by 41% year-on-year.

A special package for private banking customers was introduced during the year bringing together several banking products and services, including a current account, a MasterCard World Elite credit card with minimum balance, and use of the My Fibank electronic services.

First Investment Bank has offered private banking for individuals since 2003, and for corporate customers since 2005. Private banking gives the opportunity for personal attention by an individual Bank officer who is responsible for the entire servicing of a customer, as well as a joint team principle for performing more complex banking services. This type of banking is offered in the branches and offices of the Bank, as well as by visiting the client's office.

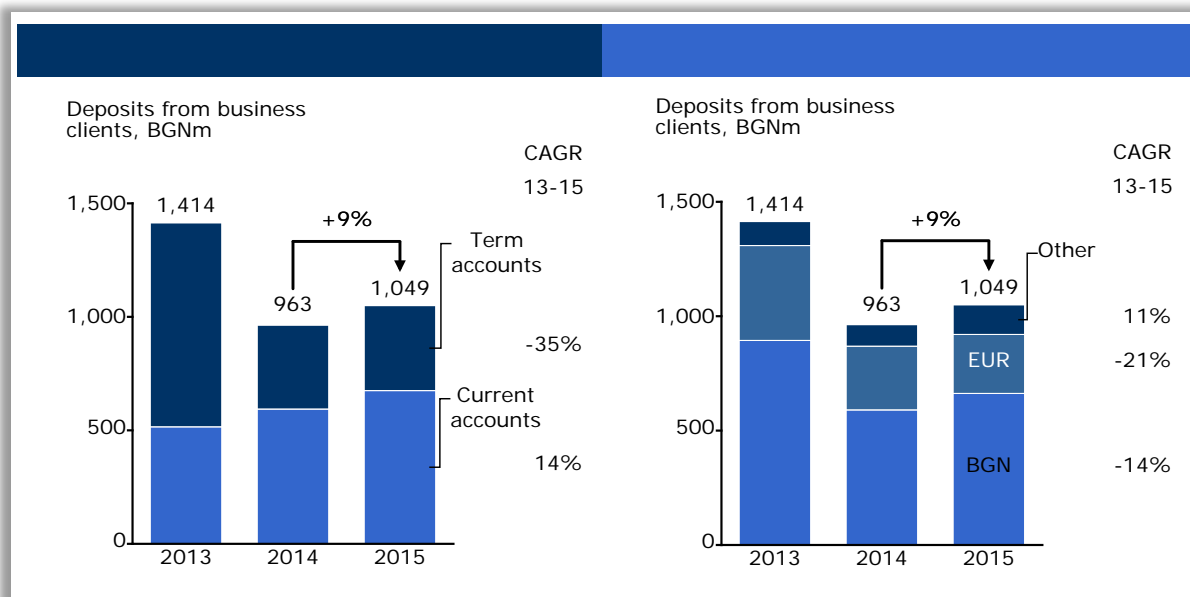
Private banking is offered to individuals and legal entities matching certain criteria for average monthly proceeds and turnover on accounts with the Bank, as well as use of additional products, services and investment strategies.

CORPORATE BANKING

DEPOSITS

Attracted funds from corporate and public institutions in 2015 amounted to BGN 1,049,187 thousand (2014: BGN 962,681 thousand), as the increase in volume reflected both the current accounts and the fixed-term accounts.

Current accounts increased to BGN 674,928 thousand at the end of 2015 compared to BGN 593,399 thousand a year earlier, forming 64.3% of the attracted funds from corporate and public institutions (2014: 61.6%).



Term accounts amounted to BGN 374,259 thousand compared to BGN 369,282 thousand at the end of previous year and formed 35.7% of attracted funds from corporate and public institutions (2014: 38.4%). The growth continued to be influenced by the caution policies of companies in terms of costs, as well as by the new attracted clients for service by the Bank during the year.

As at 31 December 2015 funds attracted by the thirty biggest non-banking clients represented 3.75% of the total amount due to other customers (2014: 3.66%).

LOANS

CORPORATE LENDING

The portfolio of loans to corporates amounted to BGN 4,399,043 thousand at the end of 2015, compared to BGN 4,974,323 thousand a year earlier. The dynamics was influenced by the decrease in the segment of corporate clients, mainly as a result of a realized this year debt-to-asset transaction aiming at protecting the Bank's position as a secured creditor and optimizing the return from the exposure. As a result, and in pursuit of the Bank's policy to diversify credit risk, this segment decreased its share in the corporate portfolio to 86.3% at the year's end (2014: 88.3%). Loans to small and medium enterprises and microlending grew, as they increased their share in the structure of loans to companies – to 11.4% (2014: 9.9%) and to 2.3% (2014: 1.8%) respectively.

In BGN thousand/ % of total	2015	%	2014	%	2013	%
Corporate customers	3,795,336	86.3	4,391,755	88.3	3,900,428	92.6
Small and medium enterprises	502,421	11.4	493,584	9.9	277,223	6.6
Microlending	101,286	2.3	88,984	1.8	32,621	0.8
Total loans to corporates	4,399,043	100	4,974,323	100	4,210,272	100

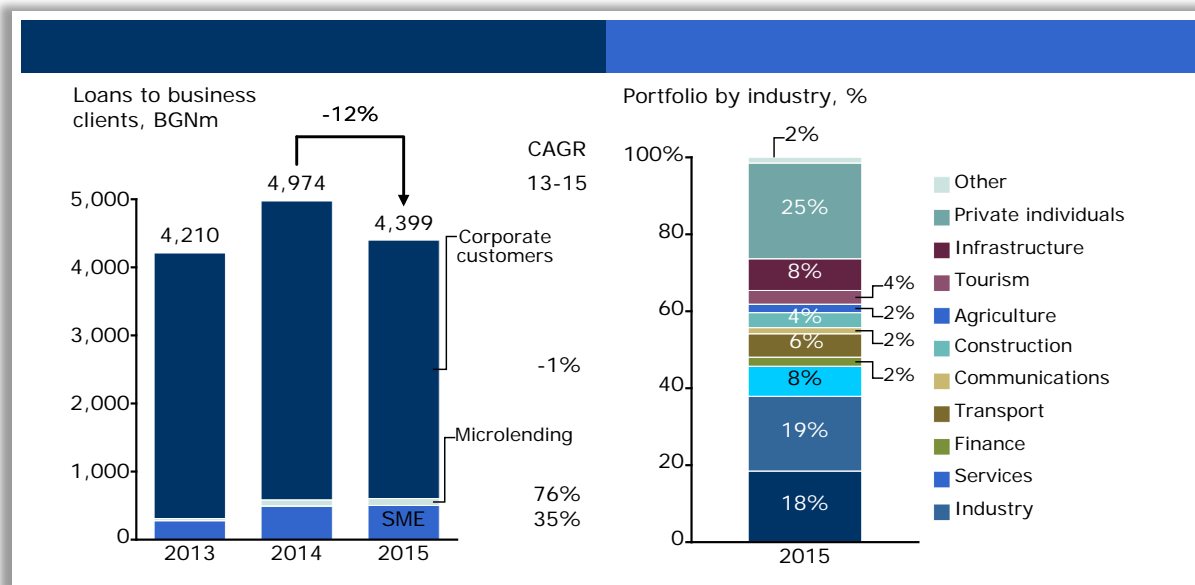
First Investment Bank continued to provide various financing for business clients, including under the form of working capital loans, investment loans, guarantees, financing on the programs and funds of EU and others. Throughout the year the conditions for the provision of services on standard factoring through buying of receivables under commercial invoices for a period of deferred payment up to 90 days were optimized, as well as new products were developed, including revolving credit line and a credit line for bank guarantees and letters of credit.

The market share of the Bank at the end of the year amounted to 12.38% of loans to enterprises in the banking system (2014: 14.49%) as Fibank retained its second place (2014: second) among banks in the country on an unconsolidated basis.

During the year, according to the dynamics and the amortization of the portfolio of corporate clients, a decrease was registered in the sectors of – industry (2015: BGN 1,138,067 thousand; 2014: BGN 1,529,276 thousand), trade (2015: BGN 1,080,609 thousand; 2014: BGN 1,411,225 thousand) and services (2015: BGN 457,540 thousand; 2014: BGN 568,317 thousand).

Growth was registered in the loans in the transport sector, which reached BGN 356,761 thousand at the end of the period (2014: BGN 285,164 thousand), as well as those in the infrastructure (2015: BGN 481,471 thousand; 2014: BGN 424,743 thousand), which was influenced by the development of infrastructure projects, as well as the dynamics of public consumption in the country.

In 2015, in line with developments in economic activity, growth was registered in other economic sectors, including agriculture – up to BGN 127,708 thousand (2014: BGN 111,852 thousand) in tourism – up to BGN 210,182 thousand (2014: BGN 167,334 thousand) in communications – up to BGN 93,655 thousand (2014: BGN 77,132 thousand) and financial services – up to BGN 137,617 thousand (2014: BGN 116,651 thousand). At levels close to the previous year were loans in the construction sector (2015: BGN 228,252 thousand; 2014: BGN 232,224 thousand).



Fibank continued the successful offering of investment and working capital loans in BGN and EUR for companies under the JEREMIE initiative with lower interest rates and eased collateral conditions and service fees, as at the end of the period almost fully utilization of the portfolio of loans under the initiative was registered.

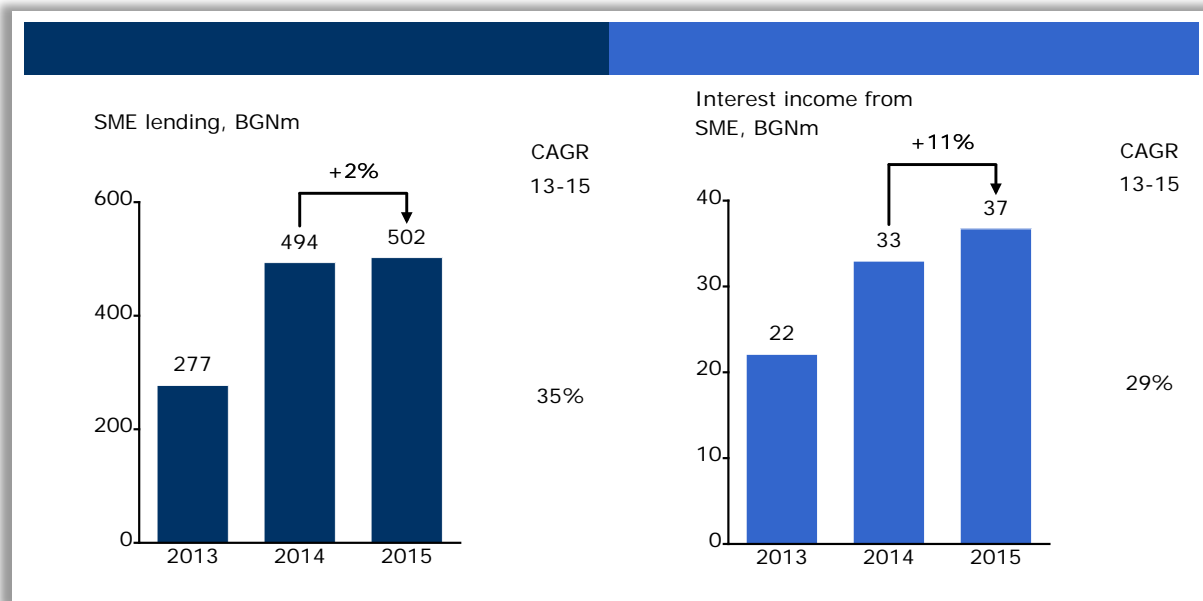
In order to satisfy and facilitate the needs of Bulgarian business in this year the Bank optimized and further developed the terms of combined packages of banking products and services: “Fibank Buisness”, “Fibank Business Class”, “Fibank Business Class Plus” and “Fibank Business Class Premium”. Through them more competitive conditions to corporate clients were offered and opportunities given for cost optimization and relief of the procedures for using different bank services.

SME LENDING

In 2015, loans to small and medium enterprises increased to BGN 502,421 thousand at the end of the period, compared to BGN 493,584 thousand a year earlier. The increase was influenced by the competitive products for SME’s-customers offered by the Bank, including diverse financing under the EU programs and funds, and other guarantee schemes, as well as by the organized during the period campaigns aimed at promoting this type of lending.

At the beginning of the period, First Investment Bank started offering a new credit to farmers, based on SAPS subsidies, with simplified approval procedures and pre-approved up to 500 thousand to accurate borrowers and such with experience in the approved scheme.

In the first quarter of the year the Bank developed new preferential conditions for issuance of bank guarantees aimed at SMEs that are selected for contractors or applying under the National Programme for Rehabilitation.



For SME financing, the Bank maintained cooperation with the National Guarantee Fund, National Agriculture Fund, Bulgarian Development Bank AD and Bulgarian Export Insurance Agency. Through various financing schemes, Fibank also actively supported beneficiary companies under programs for the utilization of funds from the European structural and cohesion funds, incl. in relation with the launch of the new programming period 2014-2020.

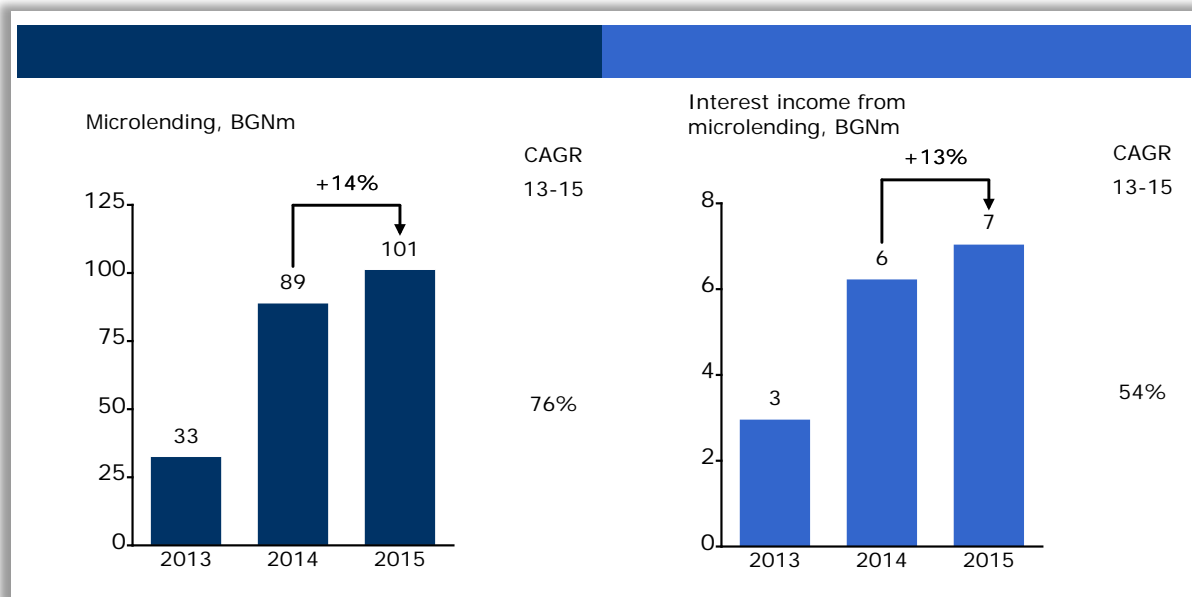
For additional flexibility and compliance with the needs of the business, this year optimized conditions of the product "Super Loan" were offered, providing an opportunity for fixed interest rate and a grace period up to 3 years in the form of an overdraft.

MICROLENDING

In 2015, microlending portfolio grew by 13.8% and reached BGN 101,286 thousand at the end of the period compared to BGN 88,984 thousand a year earlier. The increase reflected the Bank's focus on the development of this market segment, as well as the expanded product range offered by Fibank.

Microlending Program of First Investment Bank covered a wide range of retailers, manufacturers, farmers, freelancers, including start-ups and companies with less market experience.

The Bank offers specialized products for microenterprises including investment loans, working capital loans, and overdraft facilities at competitive terms, according to the clients' rating and the security provided. During the reporting period, the Bank introduced new credit products for clients micro enterprises – mortgage business loan / mortgage business overdraft and new competitive conditions of the microlending program, including increased maximum period for investment loans - up to 15 years for loans with high liquid collateral.



EUROPROGRAMS

In 2014, First Investment Bank continued to develop capabilities to support customers in the absorption of EU funds and initiatives.

During the year, the Bank continued its successful operation along the agreement with the European Investment Fund (EIF) under the JEREMIE initiative, where the absorption in the loan portfolio is nearly 100%. Fibank was among the first banks approved to participate in the initiative, and for a third year now provides investment and working capital loans to micro, small and medium enterprises in the country at competitive interest rates and favorable conditions in terms of collateral and service charges. In cooperation with the EIF, the Bank also provides financing under the Risk Sharing Instrument guarantee scheme, focused on innovation and research-orientated SMEs in Bulgaria.

Over the period, First Investment Bank strengthened its relationship with the National Guarantee Fund (NGF) and the Bulgarian Development Bank (BDB), performing its activities and commitments under the existing agreements and funding schemes. At the end of the year preparatory actions were taken, and in early January 2016 Fibank signed a new guarantee agreement with the National Guarantee Fund (NGF) for the issuance of a BGN 20 million portfolio guarantee for securing the Bank's loans to micro, small and medium enterprises in Bulgaria.



In order to provide integrated customer assistance in the absorption of EU funds, the Bank offers the Full Support service through which support is provided in the preliminary study of the administrative and financial eligibility of the project idea, expert advice in the project development, as well

as comprehensive servicing of the implementation phase following approval. In this connection, the first procedures and measures were launched over the year aimed at the business for the new 2014-2020 programming period.

During the year, Fibank organized a series of seminars on the topic “European Funding for Business” in order to familiarize the business community in Bulgaria with the possibilities for applying under EU operational programs in the new programming period.

Fibank offers a wide range of services related to the utilization of funds under EU operational programs, as well as other products, including investment loans for the overall project implementation, bridge financing to the amount of the approved financial assistance, issuance of bank guarantees to secure advance payments of approved financial assistance, and other banking products specifically tailored to the needs of customers.

PAYMENT SERVICES

First Investment Bank carries out its activity related to money transfers and other payment services in compliance with Bulgarian and European legislation, including the Law on Payment services and Payment Systems and Ordinance No3 of the BNB on the Conditions and Procedure for the Execution of Payment Transactions and for the Use of Payment Instruments. The Bulgarian regulatory frame in this sphere has been harmonized to that of the European Community in regards to Payment Services Directive and reflects contemporary European tendencies in the establishment of the single European market for payment services.

In 2015, First Investment Bank was a member and participant in the payment systems and organizations, as follows:

- ◆ Bank Integrated System for Electronic Transactions (BISERA)
- ◆ Real-Time Gross Settlement System (RINGS)
- ◆ System for Servicing of Clients Transfers in Euro (BISERA7-EUR)
- ◆ Trans-European Automated Real-Time Gross Settlement Express Transfer system (TARGET2)
- ◆ Bank Organisation for Payments Initiated by Cards (BORICA)
- ◆ S.W.I.F.T.

During the year Fibank continued to develop its activity on payment services in accordance with customers’ needs, the modern technologies and regulatory requirements, incl. the activity through the System for Servicing of Clients Transfers in Euro (BISERA7-EUR). First Investment Bank is a member and participates in the payment system operated by BORICA- BANKSERVICE from 2010 and through this system, the Bank can carry out SEPA transfers, with final settlement in the national system component of TARGET2 (TARGET2-BNB).

Additional activities and capabilities in terms of the core banking information system during the period were made in order to optimise the process of selecting a channel in the execution of transfer orders.

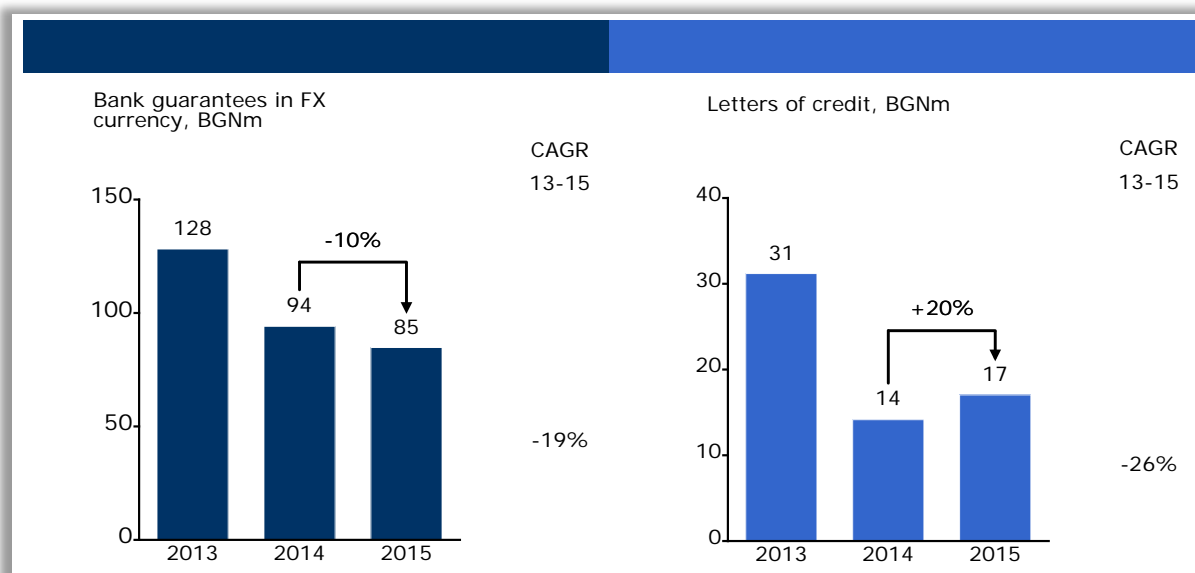
INTERNATIONAL PAYMENTS

First Investment Bank is among the leading banks in Bulgaria in the sphere of international payments and trade financing. Fibank is a popular, reliable and fair business partner which has built a good reputation over the years among the international financial institutions and has gained valuable experience and know-how from its numerous international business partners, investors, customers, and counterparties.

In 2015, the Bank reported an increase in incoming and outgoing foreign currency transfers in terms of both number and amount. This was due to the increased customer base, the competitive conditions offered by the Bank, and the high quality of customer service. First Investment Bank has a wide network of correspondent banks through it which carries out international payments and trade finance operations in almost all parts of the world. The Bank executes cross-border currency transfers through the SWIFT, as well as the TARGET2 and BISERA7-EUR payment systems, and also operates in issuing checks and performing various documentary transactions.

In recognition of the high quality of the services provided during the period, First Investment Bank received from Commerzbank the prestigious STP Award 2014 for excellent quality in the delivery of commercial payments and financial institutions transfers.

At the end of the year, in accordance with the renewal option, an extension was signed to the USD 5 million framework agreement with the Taiwan export insurance agency Eximbank Taiwan for financing deliveries of goods from Taiwanese suppliers to clients of First Investment Bank in Bulgaria. Under the agreement, Fibank can provide financing of up to 85% of the value of the contract but not exceeding USD 2 million, with a period of utilization up to 6 months after the first shipment and a repayment term of 6 to 12 months for consumer goods, and 6 months to 5 years for non-consumer goods.



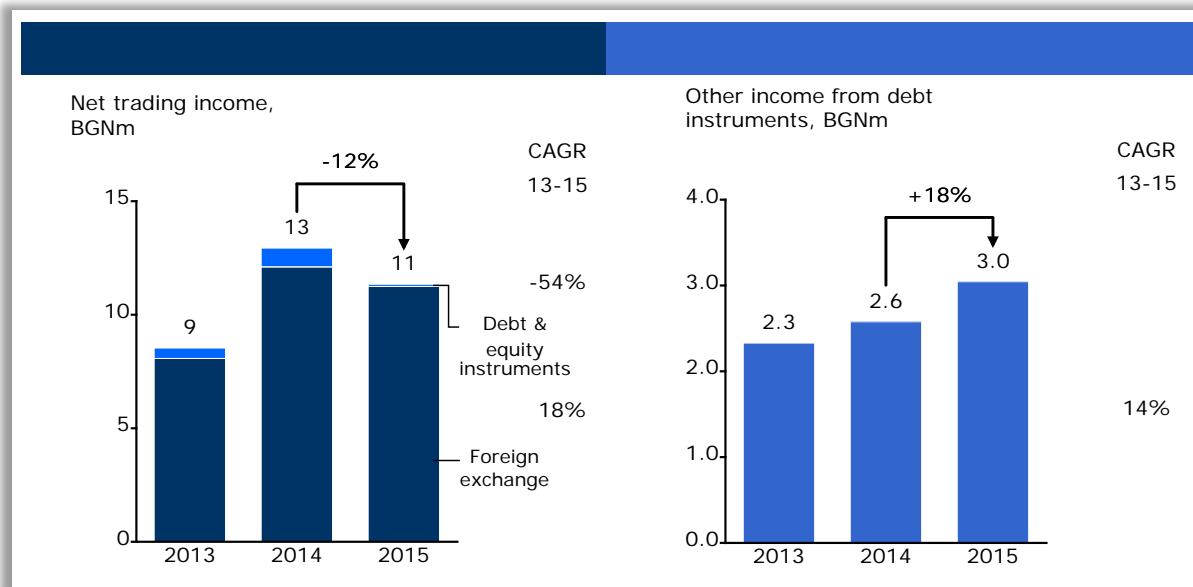
During the reporting period, the letters of credit and bank guarantees in foreign currency issued by the Bank to guarantee the performance of its customers to third parties amounted to BGN 101,844 thousand (2014: BGN 108, 283 thousand), forming 11.9% of the off-balance sheet commitments of the Bank (2014: 13.1%).

Under the Law on Ratification of the Agreement between the Government of the Republic of Bulgaria and the Government of the United States to improve tax compliance internationally and enactment of FATCA (SG. 47 of June 26, 2015), financial institutions in the country must comply with the Foreign Account Tax Compliant Act (FATCA). In pursuance of this, First Investment Bank AD is registered with the Internal Revenue Service of the United States (IRS) as a Lead Financial Institution (Lead FFI) of an Expanded Affiliated Group. Its registration status is Registered deemed-compliant foreign financial institution, with Global Intermediary Identification Number (GIIN): SP7FU7.00000.LE.100.

In addition, at the end of the year analytical and training activities were carried out to implement the new requirements for automatic exchange of financial information in the area of tax legislation regulated by the Tax-Insurance Procedure Code (TIPC) of Bulgaria.

CAPITAL MARKETS

In 2015, net trading income decreased to BGN 11,340 thousand (2014: BGN 12,934 thousand) mainly as a result of the lower income from trade operations related to exchange rates and debt and equity instruments. Other operating income arising from debt instruments amounted to BGN 3,044 thousand against BGN 2,577 thousand for the previous year.



The portfolio of financial instruments at year-end amounted to BGN 573,536 thousand, compared to BGN 487,443 thousand a year earlier, of which BGN 507,269 investments available for sale (2014: BGN 449,303 thousand), BGN 9,913 thousand financial assets held for trading (2014: BGN 8,887 thousand) and BGN 56,354 thousand financial assets held to maturity (2014: BGN 29,253 thousand).

First Investment Bank continued to develop its investment services and activities in line with the regulatory requirements and the market environment. For the purpose of better centralization, automation and adding new functionalities, a new system for investment intermediation, registration and brokerage services was introduced during the year, featuring complete and integrated front office and back functionality, including regarding activity through the branch network.

In its capacity as an investment intermediary and a primary dealer of government securities, First Investment Bank carries out transactions with financial instruments in the country and abroad including transactions in government securities, shares, corporate and municipal bonds, compensatory instruments as well as money market instruments. The Bank also offers trust portfolio management, investment consultation, as well as depositary and custodian services to private individuals and corporates, including maintaining registers of investment intermediaries, of accounts of securities, income payments and servicing payments under transactions in financial instruments. Fibank's activities are in compliance with MiFID regulations in accordance with the Markets in Financial Instruments Act and Ordinance №38 of the Financial Supervision Commission, which ensures a higher level of protection for non-professional customers. As part of the Compliance function, the Bank has a specialized unit for control of investment services and activities which ensures observance of the requirements related to Fibank's activity as an investment intermediary.

Orders for the subscription/redemption of units in four mutual funds (FIB Garant Mutual Fund, FIB Classic Mutual Fund, FIB Avangard Mutual Fund and FFBH Vostok Mutual Fund, managed by the Management

company FFBH Asset Management AD) can be accepted in Fibank's offices which are registered with the Financial Supervision Commission.

FULLFILMENT OF THE GOLAS FOR 2015

N	Цели	Изпълнено
1	Update the corporate governance and risk management systems according to the latest guidelines in the respective areas in collaboration with the International Finance Corporation (IFC).	In 2015, First Investment Bank successfully implemented a joint project with the International Finance Corporation (IFC), aimed at upgrading and implementation of current best practices in corporate governance and risk management. The project activities covered various areas, including commitment to international best practices of corporate governance, organizational structure and activities of the supervisory and management bodies, control environment, transparency and disclosure, minority shareholders, risk management framework, including management of major risks: credit, market, operational risk.
2	Maintain high standards of banking in line with the European standards, local regulations and best international practices.	The awards received during the year are proof of the high standards maintained in customer service and banking. The Bank was distinguished as the most favorite brand among financial institutions in Bulgaria by the global organization Superbrands, and also received from Commerzbank the prestigious STP Award 2014 for excellent quality in the delivery of commercial payments and financial institutions transfers. The Debit MasterCard product of the Bank was distinguished as Card Product of the Consumers at the annual awards of the b2b Magazine.
3	Consolidate the position as a preferred bank by businesses and individuals.	In 2015, funds attracted from individuals and business customers continued to increase: by 7.6% to BGN 7,002,880 thousand, reflecting the sustained confidence of clients and their satisfaction with the products and services offered by the Bank. There was also increase in the loan portfolios of the retail segment: by 14.3% to BGN 1,457,689 thousand, the SME segment – up to BGN 502,421 thousand, and in micro enterprises – up to BGN 101,286 thousand at year-end.
4	Continue the sustainable development with a gradual increase in assets following the growth of liabilities.	In 2015, First Investment Bank continued its sustainable development, showing stable performance and strengthened market positions. Total assets increased to BGN 8,681,387 thousand, the Bank retaining its third place by this indicator among banks in the country. Borrowings from customers also increased, up to BGN 7,002,880 thousand, growth being reported in both the retail and business segments.
5	Continue to develop lending to small and medium-sized companies with a view to further diversification of the loan portfolio.	Loans to SMEs increased, reaching BGN 502,421 thousand at the end of the year. Their share in the total loan portfolio increased to 8.6% compared to 7.9% a year earlier. New products aimed at this segment were introduced during the year and existing ones were optimized, with a view to offering more competitive terms. The Bank continued its collaboration with a number of local institutions and organizations in support of SMEs, including with NGF, State Fund Agriculture, BDB, the Bulgarian Export Insurance Agency. Fibank actively supported by different funding schemes SMEs-beneficiaries under EU programs and initiatives, including in relation to the launch of the new 2014-2020 programming period.

6	<p>Maintain adequate liquidity and capital buffers in accordance with the market environment and the regulatory framework.</p>	<p>Fibank maintains levels of capital adequacy above the regulatory requirements. At the end of 2015, the Common Equity Tier 1 capital ratio amounted to 11.52%, the Tier 1 capital ratio – 14.53% and the total capital adequacy ratio – 15.04%. The Bank also continues to maintain a high level of liquidity: 25.36%, calculated in accordance with Ordinance 11 of BNB. Liquidity coverage ratio is 330.97%, with a minimum required level of 100%.</p>
7	<p>Manage the loan portfolio in line with the market conditions and attracted funds while increasing the risk-weighted approach to all types of operations.</p>	<p>In line with the market conditions, First Investment Bank manages its loan portfolio using a conservative approach to the loan/deposit ratio which, as at 31 December 2015, amounted to 68.8% compared to 77.4% a year earlier. In 2015, net receivables from customers amounted to BGN 5,131, 731 thousand, or 59.1% of total assets. The Bank continues to focus on diversification of risk and emphasize on the quality of the portfolio, respectively applying more conservative assessment of credit risk.</p>
8	<p>Continue to support customers who are beneficiaries of programs and funds of the European Union.</p>	<p>During the year, the Bank continued its successful operation along the agreement with the EIF under the JEREMIE initiative, where the absorption in the loan portfolio is nearly 100%. At the end of the year preparatory actions were taken, and in early January 2016 Fibank signed a new guarantee agreement with the NGF for the issuance of a BGN 20 million portfolio guarantee for securing the Bank's loans to micro, small and medium enterprises in Bulgaria. In 2015, Fibank also organized a series of seminars on the topic “European Funding for Business” in order to familiarize the business community in Bulgaria with the possibilities for applying under EU operational programs in the new programming period.</p>
9	<p>Offer new products and services to individuals and companies corresponding to the evolving market trends while maintaining high standards of customer service.</p>	<p>New savings products were offered tailored to market trends, including the new Active Management 60-month deposit with progressively increasing interest, and the new Forex Plus deposit featuring the possibility of additional bonus tied to the US dollar exchange rate. During the year, the conditions of combined packages of banking products and services were further developed and optimized. A new loan was offered in support of agricultural producers based on SAPS subsidies for 2015, as well as new credit products for micro enterprises. In the mortgage finance segment, competitive conditions were offered on the Right of Choice mortgage loan such as fixed interest rate for the first 3 years and the possibility for a 12-month grace period every five years of the loan term.</p>
10	<p>Maintain the position among leading banks on the Bulgarian market in the field of card payments and international transactions, offering innovative and competitive products and services.</p>	<p>First Investment Bank continues to promote contactless payments in the country, including by developing its network of POS terminals serving this type of payments, and organizing various promotional campaigns. During the year, a 36.6% growth was reported in the issuance of the Debit MasterCard which features the innovative functionality for contactless payments and internet payment options. In recognition of its success, the product was distinguished as Card Product of the Consumers at the annual awards of the b2b Magazine.</p> <p>In 2015, the Bank continued to be among the leading banks in the country in the field of international payments, reporting an increase in incoming and outgoing foreign currency transfers in terms of both number and</p>

		<p>amount. During the period, First Investment Bank received from Commerzbank the prestigious STP Award for excellent quality in the delivery of commercial payments and financial institutions transfers.</p>
11	<p>Assert the image as a socially responsible institution supporting significant projects and initiatives in the public life of the country.</p>	<p>During the year, First Investment Bank continued to support socially significant projects and initiatives, actively participating in public life in the country. A number of initiatives were supported related to the development of Bulgarian sports, culture and education. Funds were provided for scholarships of school and university students, charitable activities to improve the facilities of Bulgarian schools, support for the Union of Actors in Bulgaria. The Bank continued its successful cooperation with the Dimitar Berbatov Foundation, assisting its cause for support of Bulgarian children and encouraging their talents and achievements. Fibank supported a number of significant cultural and musical projects: the Eurovision Song Contest for children, the national tour of the Legends group, the international jazz festival in the town of Bansko. In June 2015, the Bank renovated a basketball court in the district of Gorna Banya in Sofia, thus launching a new socially responsible initiative under the motto "Sports in the city with Fibank" which will focus on active lifestyle in an urban environment.</p>

EVENTS AFTER THE REPORTING PERIOD

- ◆ At the beginning of 2016 First Investment Bank repaid additional BGN 150 million of the liquidity support received pursuant to European Commission's Decision C (2014) 8959 / 25.11.2014, as the balance remains due until 28 May 2016.
- ◆ In January 2016 Fibank signed a new guarantee Agreement with the National Guarantee Fund (NGF) for the issuance of a portfolio guarantee of BGN 20 million for securing the Bank's loans to micro, small and medium enterprises in Bulgaria.

GOALS FOR DEVELOPMENT DURING 2016

- ◆ To maintain its position as a preferred bank by businesses and individuals.
- ◆ To reinforce its sustainable development in accordance with the external environment and the regulatory framework.
- ◆ To maintain a moderate risk profile and continue to optimize its risk-based approach to all activities and operations.
- ◆ To apply high business standards in accordance with the principles of the Basel Committee, the European and local regulations.
- ◆ To offer new products to individuals and business customers, tailored to the demand and market trends.
- ◆ To continue the priority development of lending to individuals and small and medium-sized companies, with a view to further diversifying the loan portfolio.
- ◆ To continue to support customers in the implementation of projects under EU programs and funds.
- ◆ To offer customers new opportunities for mobile payments based on innovative approaches and technologies.
- ◆ To invest in technology, in line with the trends in this field, in order to create added value products for customers and new multifunctional banking solutions.
- ◆ To continue to be a socially responsible institution contributing to the implementation of socially significant projects and initiatives.

OTHER INFORMATION

MEMBERS OF THE SUPERVISORY BOARD

Evgeni Lukanov - Chairman of the Supervisory Board

Mr. Lukanov joined First Investment Bank AD in 1998 as Deputy Director, and later as Director and General Manager of the Tirana Branch, Albania. From 2001 to 2003 he was Director of the Bank's Vitosha Branch (Sofia).

Mr. Lukanov has occupied a number of senior positions with First Investment Bank AD. From 2003 to 2007 he was Director of the Risk Management Department and Member of the Managing Board. From 2004 to 2012 - Executive Director and Member of the Managing Board of First Investment Bank AD.

During his 17-year experience with First Investment Bank AD, Mr. Lukanov has been Chairman of the Credit Council and the Liquidity Council of the Bank. He has been in charge of the following departments: Risk Management, Impaired Assets and Provisioning, Loan Administration, Specialized Monitoring and Control, Retail Banking, Methodology, and Liquidity.

Mr. Lukanov has also been member of the Managing Board of First Investment Bank – Albania Sh.a.

At the beginning of February 2012, Mr. Lukanov was elected as Chairman of the Supervisory Board of First Investment Bank AD and as Chairman of the Risk Committee to the Supervisory Board of the Bank.

Mr. Lukanov holds a Masters Degree in Economics from the University of National and World Economy, Sofia. Prior to joining First Investment Bank AD, Mr. Evgeni Lukanov worked as currency broker with First Financial Brokerage House OOD.

Besides his position on the Supervisory Board of the Bank, Mr. Lukanov is also Chairman of the Audit Committee of First Investment Bank - Albania Sh.a, Chairman of the Board of Directors of Fi Health Insurance AD, and Manager of Debita OOD and Realtor OOD. He is owner of ET Imeksa-Evgeni Lukanov and holds more than 10% of the capital of Avea OOD.

Maya Georgieva - Deputy Chair of the Supervisory Board

Prior to joining First Investment Bank, Ms. Maya Georgieva worked with the Bulgarian National Bank for 19 years where she gained considerable experience in international banking relationships and payments, banking statistics and firm crediting. Her last appointment with BNB was as Head of the Balance of Payments Division.

Ms. Maya Georgieva joined First Investment Bank AD in 1995 as Director of the International Department. From 1998 to 2012 she served as Executive Director of First Investment Bank and Member of the Managing Board. During her 20-year experience with the Bank she has been responsible of the following departments: International Payments, Letters of Credit and Guarantees, SME Lending, Human Capital Management, Administrative Department, Sales Department, Retail Banking, Marketing, Advertising and PR, Branch Network, Private Banking and the Vault.

Alongside her responsibilities at the Bank, Ms. Georgieva has also occupied a number of other senior executive positions. From 2003 to 2011 she chaired the Supervisory Board of CaSys International - a Macedonia-based card processing company servicing card payments in Bulgaria, Macedonia and Albania.

From 2009 to 2011 she was Chair of the Board of Directors of Diners Club Bulgaria AD - a franchise company of Diners Club International, owned by First Investment Bank. In this capacity she inspired the launch of a number of products, including the first female-oriented credit card.

From 2006 to 2011 she was also member of the Managing Board of First Investment Bank - Albania Sh.a., a subsidiary of First Investment Bank.

In the beginning of February 2012, Ms. Georgieva was elected as Deputy Chair of the Supervisory Board of First Investment Bank AD and Chair of the Presiding Committee to the Supervisory Board of First Investment Bank AD.

Ms. Georgieva holds a Masters Degree in Macroeconomics from the University of National and World Economy in Sofia and has post-graduate specializations in International Payments with the International Monetary Fund and Banking from Specialized postgraduate course of BNB joint with the Bulgarian Union of Science and Technology.

In both 2001 and 2011, she was granted the "Banker of the Year" award of the Bulgarian financial weekly "Banker".

Georgi Mutafchiev, Ph.D. - Member of the Supervisory Board

Mr. Mutafchiev began his career in 1985 as an expert, and later as a senior expert on development of the system for management and coordination of enterprises of the Electronic Industry Association. In 1987 he joined Techno-Import-Export Foreign Trade Company as a senior expert with the Department of Coordination and Development under the Executive Director.

In 1991 Mr. Georgi Mutafchiev started work at the Bulgarian National Bank as Head Reserve Manager with the Foreign Currency Operations Department. During his six-year experience with the National Bank, he was responsible for the investment of foreign currency reserve and controlled the management thereof.

From 1997 to 2011 he was Executive Director of Flavia AD and Flavin AD. Flavia AD is one of the largest light industry companies in Bulgaria.

Along with its responsibilities in Flavia, in 2000 Mr. Mutafchiev was elected as Member of the Supervisory Board of First Investment Bank.

Mr. Mutafchiev graduated in law at the Sofia University St. Kliment Ohridski in 1982. From 1982 to 1984 he studied at the Sorbonne in Paris, where he received a PhD degree in Business Law. The same year Mr. Mutafchiev also acquired an MBA degree from the Schiller University, Paris.

Mr. Mutafchiev owns more than 10% of Flavia AD.

Radka Mineva - Member of the Supervisory Board

Prior to joining First Investment Bank AD, Ms. Mineva worked as a capital markets dealer at the Bulgarian National Bank where she gained considerable experience in banking. During the time spent with the Central bank, she specialized at the Frankfurt Stock Exchange and the London Stock Exchange as a capital markets dealer.

Ms. Mineva started her career with the foreign trade enterprise Main Engineering Office, where she worked for 9 years; she also spent three years as an expert at RVM Trading Company.

Since 2000, Ms. Mineva has been a Member of the Supervisory Board of First Investment Bank AD.

She is a graduate of the University of National and World Economy in Sofia, with a degree in Trade and Tourism.

Besides her position on the Supervisory Board of the Bank, Ms. Mineva is Manager of Balkan Holidays Services OOD - a company with activities in the sphere of tourism, transportation, hotel business, tour operation, and tour agency services. Ms. Mineva is also Manager of Balkan Holidays Partners OOD - a

company engaged in international and domestic tourism services, foreign economic transactions, and financial management. Ms. Mineva owns more than 25% of the capital of Balkan Holidays Partners OOD.

Jordan Skortchev - Member of the Supervisory Board

Before joining First Investment Bank AD, Mr. Jordan Skortchev worked for two years with the Central and Latin America Department of the foreign trade organization Intercommerce, followed by five years with First Private Bank, Sofia as an FX Dealer and Head of the Dealing Division.

Mr. Skortchev joined First Investment Bank in 1996 as Chief Dealer, FX Markets.

From 2000 to 2012 Mr. Skortchev was Member of the Managing Board and Executive Director of the Bank.

During his 19-year experience with the Bank, Mr. Skortchev has been responsible for the following departments: Card Payments, Operations, Gold and Numismatics, Internet Banking, Dealing, Security and Office Network-Sofia.

Alongside his responsibilities at the Bank, Mr. Skortchev has also occupied other senior executive positions.

Mr. Skortchev has been Chairman of the Supervisory Board of UNIBank, Republic of Macedonia, member of the Supervisory Board of CaSys International, Republic of Macedonia, member of the Board of Directors of Diners Club Bulgaria AD, member of the Board of Directors of Bankservice AD, member of the Board of Directors of Medical center FiHealth AD, and Manager of FiHealth OOD.

In the beginning of February 2012, as a Member of the Supervisory Board of the First Investment Bank AD, Mr. Skortchev was elected as Chairman of the Remuneration Committee to the Supervisory Board of the Bank.

Mr. Skortchev holds a Masters Degree in International Economic Relations from the Higher Institute of Economics (now the University of National and World Economy) in Sofia. He has specialized in banking in Luxembourg, in swap deals at Euromoney, and in futures and options at the Chicago Stock Exchange.

Jyrki Koskelo – Member of the Supervisory Board

Mr. Jyrki Koskelo was elected as member of the Supervisory Board of First Investment Bank AD in June 2015. In his capacity of an independent member he will support the Supervisory Board in setting up the business objectives and the strategy of the Bank, the corporate culture and values, as well as in overseeing good corporate governance practices and effective risk management. Mr. Koskelo has long-term experience in banking and global financial markets, as well as wide professional practice in different geographical regions.

Mr. Koskelo worked in the International Finance Corporation (IFC - a member of the World Bank Group) for 24 years, joining in 1987. For a period of 13 years he worked in the Central and Eastern Europe and Africa regions and has been country anchor for Poland and the Baltics states. In 2000 he was appointed as Director work-out loans and in 2004 became Director Global Financial Markets. In 2007 he was appointed as Vice President (reporting to the CEO) and elected as member of IFC's Management Committee. Mr. Koskelo led the formulation and implementation of the IFC's investment strategy, policies, and practice across industries and regions, including in Central and Eastern Europe, Latin America and Africa. Prior to planned retirement from IFC in late 2011, Mr. Koskelo was Special Advisor to the CEO of the corporation for a period of five months.

Prior to joining IFC, he spent close to 10 years in senior management positions in the private sector.

Mr. Koskelo holds a number of senior and advisory positions in European financial institutions and organizations:

- AATIF (Africa Agriculture and Trade Investment Fund), Luxemburg – Board Member;

- EXPO Bank, Czech Republic - Board Member;
- AtlasMara Co-Nvest LLC, UK - Advisor.

During the period 2012 - April 2015 Mr. Koskelo was a Board Member and advisor in Africa Development Corporation, Germany; African Banking Corporation, Botswana; RSwitch, Rwanda; EXPO Bank, Latvia, as well as a partner in Sagacitas Finance Advisors, Finland.

Mr. Koskelo holds a Master of Science (M.Sc.) degree in Civil Engineering from the Technical University of Helsinki, Finland and a Master of Business Administration (MBA) in International Finance from the Massachusetts Institute of Technology (MIT), Sloan School of Management in Boston, USA.

MEMBERS OF THE MANAGING BOARD



Vassil Christov – Chief Executive Officer (CEO) and Chairman of the Managing Board

Mr. Vassil Christov joined First Investment Bank AD in 2001 as head of the „Mortgage loans” Division. From 2002 he was director of „Retail Banking” Department, and from 2005 to 2010 he was Director of „Branch Network” Department. In 2010 Mr. Christov was elected as a member of the Managing Board of First Investment Bank AD, and in the beginning of 2011 was appointed as a Deputy Executive Director. From the end of 2011

Mr. Christov was Executive Director of the Bank. At the end of 2015, he was elected as Chief Executive Officer (CEO) and Chairman of the Managing Board.

Previously, Mr. Christov worked as a senior credit officer of "Large corporate customers" at United Bulgarian Bank AD. He holds a Master's in Accounting and Control from the University of National and World Economy in Sofia.

In the Bank he is responsible for the Compliance, the Corporate communications Department, the Human Capital Management Department, the Legal Department, the Marketing and Advertising Department, the Sales Department, the Branch Network Department, the Administrative Department, the Vault and the Protocol & Secretariat.

Besides his position in the Bank, Mr. Christov is also a Chairman of the Managing Board (Steering Council) of First Investment Bank – Albania Sh.a. and a member of the Board of Directors of Diners Club Bulgaria AD. Mr. Christov is a member of the Board of Directors of Medical Centers FiHealth AD, Medical Centers FiHealth Plovdiv AD and a member of the Board of Directors of Balkan Financial Services EAD.

In 2012, Mr. Christov was granted the prestige “Banker of the Year” award of the Bulgarian financial weekly "Banker".



Dimitar Kostov – Chief Risk Officer (CRO), Member of the Managing Board and Executive Director

Mr. Dimitar Kostov joined the team of First Investment Bank AD in 2003 as a specialist in the "Risk Management" Department. Later he held a position as head of "Evaluation of Risk Exposures" Division. From 2004 to 2007 he was a deputy director of “Risk Management”

Department, and from 2007 to 2011 he was a director of "Risk Management" Department. In 2010, Mr. Kostov was elected as a member of the Managing Board of First Investment Bank AD, and at the beginning of 2011 he was appointed as a Deputy Executive Director. Since the end of 2011 Mr. Kostov has been an Executive Director of the Bank and during the 2012-2015 period he was Chairman of the Managing Board. At the end of 2015, he was elected as Chief Risk Officer (CRO).

Previously, Mr. Kostov worked as a manager of "Customer Relations" at Raiffeisenbank (Bulgaria) EAD and in United Bulgarian Bank AD as a senior bank officer in "Large Corporate Clients". He holds a Master's degree in Business Administration from Sofia University "St. Kliment Ohridski". Mr. Kostov is a CFA charterholder.

In the Bank he is responsible for the Risk Analysis and Control Department, the Credit Risk Management, Monitoring and Provisioning Department, the Impaired Assets Department, the Loan Administration Department and the Information Security Department.

Besides his position in the Bank, Mr. Kostov is also a Chairman of the Supervisory Board of UNIBank, Republic of Macedonia.

Svetoslav Moldovansky – Chief Operating Officer (COO), Member of the Managing Board and Executive Director

Mr. Svetoslav Moldovansky joined First Investment Bank AD in 2005 as Director of "Specialised Internal Control Service". From 2007 to 2008 he was a Chief Executive Officer of "First Investment Bank – Albania Sh.a". From 2008 to 2010 he held a position as Director of "Operations" Department. In 2010 he was elected as a member of the Managing Board of First Investment Bank AD, and in the beginning of 2011 he was appointed as a Deputy Executive Director. Since the end of 2011 Mr. Moldovansky has been an Executive Director of the Bank. At the end of 2015, he was elected as Chief Operating Officer (COO).

Previously, Mr. Moldovansky worked as manager in "management of the corporate risk" at KPMG Bulgaria OOD and as a senior auditor at Deloitte&Touche (now Deloitte), Bulgaria. He holds a Master's in Finance from the University of National and World Economy in Sofia. Mr. Moldovansky is a certified auditor from the Information Systems Audit and Control Association (ISACA), USA.

In the Bank he is responsible for the Operations Department, the Card Payments Department, the E-banking Department, the Gold and Commemorative Coins Department and the Security Department.

Besides his position in the Bank, Mr. Moldovansky is also a member of the Audit Committee of First Investment Bank – Albania Sh.a., a member of the Supervisory Board of UNIBank, Republic of Macedonia, a member of the Supervisory Board of Casys International, Republic of Macedonia, a member of the Board of Directors of Diners Club Bulgaria AD, Chairman of the Board of Directors of Balkan Financial Services EAD. Mr. Moldovansky possesses more than 10% of the capital of Next DC OOD, of the capital of Club 12 OOD and of the capital of Cook and More OOD.

Maya Oyfalosh – Chief Corporate Banking Officer (CCBO), Member of the Managing Board and Executive Director

Ms. Maya Oyfalosh joined First Investment Bank AD in 1993 as a credit specialist. Later she was promoted to Director of "Analysis and Corporate Loans" and elected as a member of the Credit Council of the Bank. In 2004, Ms. Oyfalosh was appointed Director of Corporate Banking Department and elected as a member of the Managing Board. In the beginning of 2011 she was appointed as Director of "Management of Loan Portfolios of Foreign Branches and Companies" and is a member of the Managing Board of Fibank. Since April 2013 Ms. Oyfalosh has been an Executive Director of the Bank and is a member of the Managing Board. At the end of 2015, she was elected as Chief Corporate Banking Officer (CCBO).

Previously, Ms. Oyfalosh worked as a department director at First West Finance House and as a credit specialist at First Private Bank.

In the Bank she is responsible for the Corporate Banking Department and the SME Lending Department.

Ms. Oyfalosh does not hold outside professional positions.

**Nadia Koshinska – Chief Retail Banking Officer (CRBO) and Member of the Managing Board**

Ms. Nadia Koshinska joined Fibank in 1997 as a corporate loan expert. In 2002 she was appointed Deputy Director Loan Administration and held this position until 2004. In 2004 Nadia Koshinska was appointed Director SME Lending Department responsible for increasing the market share of the Bank through implementing special programs and dedicated products for SMEs. Also in 2004 she was appointed as a member of the Credit Council. At the end of 2015, Ms. Koshinska was elected as Chief Retail Banking Officer (CRBO) and Member of the Managing Board.

In the Bank she is responsible for the Retail Banking Department, the Private Banking Department and the Organisation and Control of Customer Service Department.

Ms. Nadia Koshinska holds a Masters degree in Accounting and Control from the University of National and World Economy.

Prior to joining First Investment Bank she worked in the balance of payments and foreign debt division in Bulgarian National Bank.

Ms. Koshinska does not hold outside professional positions.

**Jivko Todorov – Chief Financial Officer (CFO) and Member of the Managing Board**

Mr. Jivko Todorov joined First Investment Bank AD in June 2014 as Chief Financial Officer. At the end of 2015, Mr. Todorov was elected Member of the Managing Board of the Bank.

Prior to joining First Investment Bank AD, Mr. Todorov worked as Chief Financial Officer (CFO) for Alpha Bank Bulgaria (2012-2014) and for ING Bank NV – Sofia Branch (2004-2012), where he has started his banking career in 1997.

Mr. Jivko Todorov holds a Master's degree in Accounting and Control from the University for National and World Economy in Sofia and currently is an Executive MBA candidate at HULT International Business School, London UK.

In the Bank he is responsible for the Finance Department, the Accounting Department, the Treasury Department, the Investor Relations Department and the External Partners, Europrograms and Correspondent Banking Department.

Mr. Todorov is a member of the CFO Club in Bulgaria.

Mr. Todorov does not hold outside professional positions.

The present Annual report (on an unconsolidated basis) for 2015 was approved by the Managing Board of First Investment Bank AD in accordance with the Bank's internal regulations at a meeting dated 11 March 2015.

Vassil Christov
*Chief Executive Officer,
Chairman of the Managing Board*

(signed)

Dimitar Kostov
*Executive Director,
Chief Risk Officer,
Member of the Managing Board*

(signed)

Svetoslav Moldovansky
*Executive Director,
Chief Operating Officer,
Member of the Managing Board*

(signed)

Maya Oyfalosh
*Executive Director,
Chief Corporate Banking Officer,
Member of the Managing Board*

(signed)

Ianko Karakolev
Director Finance Department

(signed)

DECLARATION

under Art. 100o, para. 4(4) of the Public Offering of Securities Act (POSA) and Art. 32, para. 1(6) of Ordinance No 2 of the Financial Supervision Commission on the prospectuses to be published when securities are offered to the public or admitted to trading on a regulated market and on disclosure of information by the public companies and the other issuers of securities

The undersigned Vassil Christov Christov, Chief Executive Officer and Chairman of the Managing Board of First Investment Bank AD, Dimitar Kostov Kostov, Executive Director and Member of the Managing Board of First Investment Bank AD, Svetoslav Stoyanov Moldovansky, Executive Director and Member of the Managing Board of First Investment Bank AD, Maya Ivanova Oyfalosh, Executive Director and Member of the Managing Board of First Investment Bank AD, and Yanko Karakolev, Director of Finance at First Investment Bank AD, hereby declare that to the best of our knowledge:

- The financial statements of First Investment Bank AD as at 31 December 2015, prepared in accordance with the applicable accounting standards, give a true and fair view of the assets and liabilities, financial position and profit of First Investment Bank AD.
- The annual report of First Investment Bank AD as at 31 December 2015 contains a fair review of the development and results from the activities of First Investment Bank AD.

(signed)

Vassil Christov
Chief Executive Officer
Chair of MB

(signed)

Dimitar Kostov
Executive Director
Member of MB

(signed)

Svetoslav Moldovansky
Executive Director
Member of MB

(signed)

Maya Oyfalosh
Executive Director
Member of MB

(signed)

Yanko Karakolev
Director of Finance

11 March 2016
Sofia



Corporate governance code of First Investment Bank AD




Table of Contents:

Introduction	3
Corporate status and profile	4
Mission.....	4
Scope and application.....	5
Organizational framework.....	7
Principal bodies and functions in corporate governance	8
Supervisory Board	8
Managing Board	12
Remuneration policy in the Bank	15
Control Environment and Processes	16
Risk Management and Risk Control	17
Compliance	18
Internal audit	19
External Auditor (Registered Auditor).....	20
Audit Committee	20
Shareholders' rights and equitable treatment	21
Convening of the General Meeting of Shareholders	22
Conducting of the General Meeting of Shareholders.....	23
Results	23
Disclosure of information and transparency	24
Disclosure policy and disclosure practices	24
Additional provisions.....	25
Transitional and Final provisions.....	27

Introduction

The corporate policy of First Investment Bank AD (Fibank, the Bank) shall be based on professional and transparent governance in line with the internationally recognized standards and principles for good corporate governance, taking into account the changes in regulations and economic environment, as well as the importance of First Investment Bank to the financial market in the country.

First Investment Bank shall develop and enhance corporate governance as a means to improve efficiency, successfully attain the strategy and plans for long-term development, as well as affirm its reputation.

The purpose of the present Corporate Governance Code (the Code) shall be to define the main principles and requirements for maintaining and furthering the organization and governance methods of First Investment Bank, aiming at:

- Responsible, accountable and value-based management;
- Effective oversight of management and control;
- Executive body and senior management that act in the best interests of the Bank and seek to enhance shareholder value;
- Timely information disclosure and transparency;
- Effective system of risk management and internal control.

The purpose of the Code shall be also to outline the governance framework and to structure the key components, functions and responsibilities of the corporate governance system of the Group of First Investment Bank. Following the Code shall contribute to attaining the goals and plans, which are in the interests of the Bank as a whole, the customers, shareholders, creditors, stakeholders in the country and abroad, as well as to facilitate effective oversight, thus fostering more efficient usage of resources.

The present Code shall comply with the effective legislation in the Republic of Bulgaria, the National Corporate Governance Code, the Bulgarian National Bank Guidelines on internal governance in banks, effective from 1 March 2015.

The Code shall reflect also the Guidelines for enhancing corporate governance of the Basel Committee on Banking Supervision (the Basel Committee) and the Corporate governance principles for banks of the Basel Committee, the European Banking Authority (EBA) Guidelines on internal governance, as well as the Organisation for Economic Co-operation and Development (OECD) Principles of corporate governance, thus going beyond and exceeding the requirements of the Bulgarian legislation.

Corporate status and profile

First Investment Bank is a joint-stock company registered with Sofia City Court pursuant to a ruling dated 8 October 1993. Since 28 February 2008 the Bank has been registered in the Commercial Register at the Registry Agency.

First Investment Bank is a public company registered in the Commercial Register of Sofia City Court by a decision dated 4 June 2007 and in the register of public companies and other issuers held by the Financial Supervision Commission by a decision dated 13 June 2007.

The Bank owns a universal banking license for domestic and international operations.

- First Investment Bank is a licensed primary dealer in government securities and is a registered investment intermediary.
- First Investment Bank has a two-tier governance system consisting of a Supervisory Board and a Managing Board.

First Investment Bank offers a wide range of services in the sphere of corporate banking, lending to companies, servicing individuals, card payments, payment and trade operations on the local and international markets.

The Bank operates mainly on the Bulgarian financial market, as well as performs banking activity in abroad throughout its branch in Cyprus and the subsidiary bank in Albania (First Investment Bank – Albania Sh.a.).

First Investment Bank is the largest bank with Bulgarian capital and among the leading credit institutions in the Republic of Bulgaria.

Mission

First Investment Bank AD aspires to continue to be one of the best banks in Bulgaria, recognized as a rapidly growing, innovative, customer-oriented bank, offering outstanding products and services to its customers, ensuring excellent careers for its employees, and contributing to the community. The Bank shall continue to develop high-technological solutions providing its customers with opportunities for banking from any place around the world at any time.

Scope and application

The corporate governance of First Investment Bank shall be a system of policies, rules, procedures and practices, through which the Bank is managed and controlled under clearly defined functions, rights and responsibilities at all levels – General Meeting of Shareholders, Supervisory Board and committees to it, Managing Board and committees and councils to it, Specialized Internal Audit Service, structures in the Head Office, branches and offices.

The corporate governance of First Investment Bank shall be based on the corporate governance principles of the Basel Committee on Banking Supervision (the Basel Committee) and of the Organisation for Economic Co-operation and Development (OECD), including the principles for:

- transparency;
- publicity;
- objectivity;
- fairness;
- trustworthiness;
- independence.

The risk governance system shall be organized in line with “**the three lines of defence**”:

- **The business units shall be the first line of defence**, which shall acknowledge and manage the risks that they incur in conducting their activities.
- **The Risk management function and the Compliance function shall comprise the second line of defence**, which shall be responsible for further identifying, measuring, monitoring and reporting risk on a Bank-wide basis, independently from the business units.
- **The Internal audit function shall be charged with the third line of defence**, conducting risk-based audits and reviews to provide assurance to the Supervisory Board that the overall corporate governance framework of the Bank, including the risk governance framework, is effective and that appropriate policies, systems and processes are in place and consistently applied.

The members of the Supervisory Board and of the Managing Board, the senior management and all employees shall accept the present Code as a joint responsibility and apply the requirements set forth and its spirit in fulfilling their obligations.

By having in place the present Code and the Disclosure Policy, First Investment Bank complies with the requirement pursuant to Art.100H, Para.4, p.3 LPOS on the Program for application of the internationally recognized good corporate governance standards.

Application at group level. The competent management bodies of the subsidiary companies shall follow the guidelines and principles of the present Code, unless any legal or supervisory acts require otherwise.

Aiming at exercising adequate control over subsidiary companies, the corporate governance structure of First Investment Bank shall adopt and apply appropriate instruments for monitoring of all risks that may affect the group. The Bank shall apply policies on internal governance at a group level, thus contributing to effective control over the subsidiary companies, clear levels of reporting and securing the necessary resources for applying the group and local governance standards.

Organizational framework

According to the principles of the Basel Committee

The Supervisory Board should define appropriate governance structures and practices for its own work, and put in place the means for such practices to be followed and periodically reviewed for ongoing effectiveness.

The following governance bodies and key structures shall function within the Bank:

General Meeting of Shareholders – the highest governance body, allowing the shareholders to take decisions on principle matters relating to the existence and the activity of the Bank.

Supervisory Board (SB) – shall define the strategy for development and exercises oversight of the management of the Bank. The Supervisory Board shall be supported in its activity by committees.

Managing Board (MB) – shall manage the Bank by resolving all issues within its scope of activity, except those within the exclusive competence of the General Meeting of Shareholders or the Supervisory Board. It shall carry out the strategy for development of the Bank, adopted by the Supervisory Board. The Managing Board shall be supported in its activity by committees and councils.

Risk management function – shall identify, measure and manage all material risks to the Bank in compliance with the policies adopted by the Supervisory Board and the Managing Board.

Compliance function – shall manage the risk from non-compliance or violation of legal regulations, ethical standards, rules and procedures in accordance with the policies adopted by the Supervisory Board and the Managing Board.

Internal audit (Specialized internal audit service) – shall support the Supervisory Board and the Managing Board by providing an independent and objective assessment on the effectiveness of the risk management, control and governance processes.

Principal bodies and functions in corporate governance

Supervisory Board

According to the principles of the Basel Committee

The Supervisory Board exercises supervision and where necessary advises the Managing Board, and provides oversight of the general activity of the Bank, including approving and overseeing the implementation of the Bank's strategic objectives, corporate governance framework and corporate culture.

The Supervisory Board of First Investment Bank shall function in line with the principles of the Basel Committee. In the By-Laws of the Bank the following principal functions are defined:

Functions

- Exercises supervisory functions and represents the Bank in its relations with the Managing Board;
- Defines the general objectives of the Bank activity, as well as the attainment strategy;
- Approves decisions of the Managing Board that are within the competence of the Supervisory Board in compliance with the By-Laws of the Bank, the By-Laws of the Supervisory Board and the law;
- Approves the general corporate governance framework of the Bank.

Setting corporate culture and ethical values

By applying high ethical standards and corporate values for business behavior, the Supervisory Board shall establish high corporate culture and business ethics by applying "tone at the top". The Supervisory Board shall ensure the exercise of control over the compliance of ethical standards, set forth in the Code of Conduct of the Bank.

Risk tolerance/appetite, management and control

The Supervisory Board shall be responsible for overseeing the risk governance framework, including the risk appetite; the internal system for management and control of all types of risk, by demanding strong risk culture among its employees.

Oversight of Managing Board activity and of senior management

The Supervisory Board shall exercise oversight of the collective and individual performance of Managing Board members and senior management, as well as of attaining the targeted objectives.

Committees

The Supervisory Board shall be supported in its activity by a Presiding Committee, a Risk Committee, a Remuneration Committee, and a Nomination Committee which shall function according to written competencies, rights and responsibilities.

The Presiding Committee shall be responsible for overseeing the activities of the Managing Board on important strategic decisions, including the issue of new shares, bonds, hybrid instruments, the adoption of programs and budgets relating to the activity of the Bank.

The Risk Committee shall assist the supervision over the risk management activities of the Managing Board, as well as the broad strategic and tactical supervision of the risk management function in the Bank. The committee shall advise the Supervisory Board regarding the overall current and future strategy on the compliance with risk policy and risk limits, risk appetite and the control over its performance by the senior management.

The Remuneration Committee shall assist the Supervisory Board in the implementation of the Remuneration policy of the Bank and its subsequent amendments, as well as in any other matters concerning remuneration, in accordance with the regulatory requirements and best practices in the area.

The Nomination Committee shall assist the Supervisory Board in assessing the suitability of candidates or active members of the Managing Board and other senior management of the Bank, as well as the compliance with the applicable regulatory provisions regarding the selection of candidates for senior management.

The Supervisory Board and its committees shall function according to written rights and responsibilities, competences and rules of procedure, defined in the following rules of the Bank: By-Laws of the Supervisory Board, Rules of procedure of the Presiding Committee to the Supervisory Board, Rules of procedure of the Risk Committee to the Supervisory Board, Rules of procedure of the Remuneration Committee to the Supervisory Board, Rules of procedure of the Nomination Committee to the Supervisory Board.

Composition and professional qualification of Supervisory Board members

According to the principles of the Basel Committee

Supervisory Board members are qualified and maintain their high professional qualification during the term of their mandate, individually and collectively, for their responsibilities. Supervisory Board members understand their oversight and corporate governance role and are able to exercise sound, objective judgment about the affairs of the bank.

The Supervisory Board shall consist of three to seven persons, who comply with the requirements set forth in the applicable legislation, the By-Laws of the Bank and the By-Laws of the Supervisory Board.

The composition of Supervisory Board shall include persons with appropriate qualification and professional experience corresponding to the Bank's activities and the main risks the Bank is exposed to. For that purpose Terms of Reference (ToR) of Supervisory Board member is created.

Supervisory Board members shall be elected by the General Meeting of Shareholders for a term of 5 years.

In accordance with the effective legislation (LPOS, Art.116a, Para.2) an independent member may not be a person that is: a) employee of the Bank; b) shareholder, who hold directly or indirectly at least 25% of the votes in the General Meeting of Shareholders or who is a related party to the Bank; c) person, who maintains long-standing business relations with the Bank; d) member of a management or a supervisory body, procurator or employee of a company or other legal entity under items "b" and "c"; e) related party to another member of the SB or the MB of the Bank.

The independent members of the Supervisory Board of First Investment Bank shall conform to independence requirements that are stricter than the ones set forth in the law. A lower level under item "b" above (of 10%) is defined in the By-Laws of the Supervisory Board. Half of the Supervisory Board members qualify as independent members, thus exceeding and going beyond the requirements of the national legislation that regulates at least 1/3 of the members of the Supervisory Board to be independent.

First Investment Bank shall maintain a Composition Matrix of the Supervisory Board with data on the professional qualifications and skills of its members. Each member of the Supervisory Board shall possess experience, knowledge, qualifications and skills for team work, required for the effective performance of his/her duties and ensuring the capability of the Supervisory Board as a collective body to guarantee the attainment of the long-term interests of the Bank.

The Bank shall ensure an orientation program for new members of the Supervisory Board, as well as shall provide access to training courses to all members of the Supervisory Board as a matter of furthering their professional qualifications in the best interest of the functions performed by them. The Nomination Committee shall ensure an annual review and assessment of the qualifications and competences of the members of the Supervisory Board. The Supervisory Board and its committees may use independent experts, if necessary.

Rules of procedure of the Supervisory Board

The Supervisory Board shall meet as often as necessary. The Supervisory Board shall meet at least once every 3 months. If possible, meetings shall be scheduled annually in advance. The Supervisory Board shall meet earlier than scheduled if deemed necessary by the Chair of the Supervisory Board, another member of the Supervisory Board, or the Managing Board.

The Supervisory Board shall function according to written procedures, competencies and norms (By-Laws of the Supervisory Board of First Investment Bank), and in conformity to the By-Laws of the Bank and the effective legislation.

Minutes shall be kept at all meetings of the Supervisory Board, signed by all members that have attended the meeting.

In order to facilitate the organization of work of the Supervisory Board, the Bank has in place a Chief Secretary. Further to organizing the meetings of the Supervisory Board and keeping minutes, the Secretary shall be responsible for monitoring the compliance of procedures, as well as for ensuring submission and exchange of information between the members of the Supervisory Board, the members of the committees and the Managing Board.

Role of the Chair of the Supervisory Board

The Supervisory Board shall elect a Chair and a Deputy-Chair among its members.

The Chair shall ensure that the Supervisory Board decisions are taken on a sound and well informed basis. The Chair shall encourage and promotes open and critical discussion and ensures that dissenting views can be freely expressed and discussed within the decision-making process.

The Deputy-Chair shall substitute and take over the execution of the rights and obligations of the Chair in his or her absence.

Conflicts of interest of the members of the Supervisory Board

The members of the Supervisory Board shall be responsible for performing their duties objectively, critically and independently by avoiding conflicts of interest and where this is not possible for disclosing them in a timely manner.

Each member of the Supervisory Board shall immediately report to the Chair of the Supervisory Board any conflict of interest or potential conflict of interest and shall provide all relevant information. The Supervisory Board member concerned shall not take part in the assessment by the Supervisory Board of whether a conflict of interest exists. The members of the Supervisory Board shall declare in writing the existence of conflicts of interest.

Self-assessment of the activity of the competent governance body

At least once a year, the Supervisory Board shall perform assessment of the effectiveness of its own activities, individually and collectively, assessment of the governance practices and procedures, as well as of the functioning of the Managing Board and the committees to the Supervisory Board.

Managing Board

According to the principles of the Basel Committee

Under the direction and oversight of the Supervisory Board, the senior management carries out and manages the bank's activities in a manner consistent with the business strategy, risk appetite, incentive compensation and other policies approved by the Supervisory Board.

The senior management shall manage the Bank independently and responsibly in a manner consistent with the established mission, objectives and strategies of First Investment Bank.

The Managing Board shall function according to its By-Laws, approved by the Supervisory Board, as its principle functions shall be to:

- Manage and represent the Bank, by resolving all issues within its scope of activity, except those within the exclusive competence of the General Meeting of Shareholders or the Supervisory Board – in compliance with the law and the By-Laws of the Bank;
- Organize the execution of the decisions of the General Meeting of Shareholders and these of the Supervisory Board;
- Report on its activity to the Supervisory Board at least once every 3 months and to immediately inform the Chair of the Supervisory Board or his or her deputy for all circumstances of material importance to the Bank;
- Perform all other functions, delegated to it by the General Meeting of Shareholders or the Supervisory Board and the law.

Committees and Councils

The Managing Board shall be assisted in its activities by a Credit Council, an Assets, Liabilities and Liquidity Committee, a Credit Committee, an Operational Risk Committee, which all shall function in accordance with defined written structure, scope of activities and functions.

The Credit Council shall support the management of the credit risk undertaken by the Bank by issuing opinions on loan transactions in accordance with the authority level assigned thereto.

The Assets, Liabilities and Liquidity Committee (Liquidity Council) shall manage on an ongoing basis the Bank's assets, liabilities and liquidity. It shall conduct systemic analyses of the interest and maturity structure of assets and liabilities, and of liquidity indicators.

The Credit Committee shall act as a specialized body for monitoring loan exposures with indicators for impairment. The Credit Committee members shall be employees of the Bank, who are not directly involved in decision-making on the extension of loans.

The Operational Risk Committee shall be a consultative body established to facilitate the adequate management of operational risk by monitoring and analyzing operating events. The committee shall propose measures for the minimizing of operational risks, as well as preventive measures.

The internal regulations defining the committees' activity, their rights and responsibilities, competences and rules of procedure are the following: Policy for management of assets, liabilities and liquidity of First Investment Bank, Rules for the operation of the Credit Committee of First Investment Bank, Rules for the operation of the Credit Council of First Investment Bank, Rules of procedure of the Operational Risk Committee of First Investment Bank.

The Managing Board shall submit information to the Supervisory Board in a timely manner in respect to:

- Changes in the business strategy execution, risk appetite;
- Attainment of the objectives;
- Breaches of risk limits or compliance rules;
- Material internal control system failures;
- Legal or regulatory concerns.

Composition and professional qualification of Managing Board members

The Managing Board shall consist of three to nine legally capable physical persons, elected by the Supervisory Board after recommendation from the Nomination Committee. They shall comply with the requirements of the effective legislation, the By-Laws of the Bank and the Policy for Nomination of the Senior Management of First Investment Bank. The Managing Board members shall be established professionals with proven leadership skills being a prerequisite for attaining the Bank's objectives. All Managing Board members shall have the:

- Trust of the Supervisory Board members, the senior management of the Bank and its employees;
- Ability to relate to the interests of all shareholders and the Bank, as well as to make well-reasoned decisions;
- Professional expertise and education to be effective managers;
- Business experience, knowledge of national issues and trends and knowledge of the market, products and competitors;
- Capacity to translate knowledge and experience into solutions that can be applied to the practices in the Bank.

Rules of procedure of the Managing Board

The Managing Board shall conduct meetings regularly, the agenda of which is prepared in advance. The meetings of the Managing Board shall be conducted by a chairperson, elected by the Managing Board. Minutes shall be kept at all meetings of the Managing Board, signed by all members that have attended the meeting.

The rules of procedure of the Managing Board are described in detail in the By-Laws of the Managing Board of First Investment Bank.

Conflicts of interest

The members of the Managing Board shall be responsible for avoiding actions that can lead to conflicts of interest between their interests and those of the Bank. In case such conflict appears, they should disclose it and not take part in the discussion and the taking of the respective decision. The members of the Managing Board shall declare in writing the existence of conflicts of interest.

Interaction between Supervisory Board and Managing Board

The Supervisory Board and the Managing Board shall keep an open dialogue in accordance with the good corporate governance principles. Except for regular reports on the implementation of the set objectives, general meetings shall also be conducted. The members of the Supervisory Board shall have unrestricted access to the management and the employees of the Bank. The Chief Secretary shall play a key, overall role in facilitating this process.

The Chief Secretary shall be employed on a full-time basis and shall possess the necessary qualifications and skills to ensure that the governing bodies follow internal rules and external regulations, shall facilitate the communication between them, and shall keep the Supervisory Board members and the key officers abreast of the latest corporate governance developments.

Senior management shall be presented with ample opportunity to present during Managing Board meetings, as well as during reporting to the Supervisory Board, which shall contribute to obtain direct information and better gauge the next generation of managers and future leaders.

Remuneration policy in the Bank

According to the principles of the Basel Committee

The bank's remuneration structure supports sound corporate governance and risk management.

The remuneration principles in the Bank shall comply with the business strategy, objectives, values and long-term interests of the Bank, and promote sound and effective risk management so as not to encourage risk-taking above the acceptable levels for the Bank.

The Bank shall apply clear, dully-documented and disclosed among all employees procedures for determining remunerations that are defined in the Remuneration Policy of First Investment Bank and the Rules for determining and development of remunerations.

The policy is aimed at attracting and retaining highly qualified employees, and motivating them towards achieving high results at a moderate level of risk, and in accordance with the long-term interests of the Bank and its shareholders.

In determining remunerations considered are not only the financial results, but also the ethical standards and corporate values underlying the Code of Conduct of the Bank, as well as the sound and effective risk management.

Control Environment and Processes

The Bank shall establish and promote a reliable and comprehensive internal control framework, with the necessary powers and rights of access enabling independent performance of duties by the structural and auxiliary units exercising monitoring and control.

Improvement of the efficiency of risk management processes shall be achieved by both top-down board leadership, and bottom-up involvement of management at all levels. While determination of risk appetite may be initiated by the Managing Board, its successful implementation shall depend upon the effective interaction between the Supervisory Board, the Managing Board, the Risk Management Department, the CFO and the operational businesses units.

The risk management processes, procedures and requirements shall be structured in accordance with “the three lines of defense” principle.

- First line of defense: the business units. Constituting the front line of risk taking, those are responsible for management of risks including identifying, assessing and reporting according to the limits, procedures and controls currently in force in the Bank.
- Second line of defense: the Risk Management and Compliance functions. Those shall be independent from the first line of defense. The Risk Management function carries out monitoring, assessment and reporting of risks independently of the first line.
- This second line of defense also includes the independent Compliance function which monitors and controls the compliance of internal bank regulations with the applicable legislation.
- Internal audit function: independently from the first and the second lines of defense, assures independent review of the quality and effectiveness of the risk management framework, including strategic and business planning, and internal processes and procedures.

The control functions shall be independent from the operational business units monitored and controlled by them, as well as organizationally independent from one another insofar as they perform different functions.

Risk Management and Risk Control

Risk Management

According to the principles of the Basel Committee

The Bank should have an effective independent risk management function, under the direction of Chief Risk Officer (CRO), with sufficient stature, independence, resources and access to the board.

First Investment Bank shall establish, maintain and develop an effective risk management system ensuring timely identification of material risks to the Bank, their monitoring and assessment, introducing of control measures and risk mitigation procedures, as well as regular and comprehensive reporting to the Managing Board and the Supervisory Board.

The general risk profile of the Bank shall be managed through ensuring of balance between risks incurred, return, and capital adequacy.

The Bank shall apply a written Policy for Risk Management and Capital Adequacy which shall provide the framework for identification, assessment, management and internal analysis of risks and capital adequacy. Along with the Policies for management of credit, market, operational and other types of risks, the Policy for management of assets, liabilities and liquidity, and the internal rules, guidelines and instructions related thereto, it shall form the overall risk management framework of the Bank.

The policy followed by the Bank with respect to management of risk and capital adequacy shall be in compliance with the business strategy of the Bank and its product policy.

The Risk management and control function shall be organized under the direction of a Risk Management Director with sufficient stature, independence, resources and access to the Managing Board, the Risk Committee, and the Supervisory Board.

Risk identification, monitoring and control

According to the principles of the Basel Committee

Risks should be identified, monitored and controlled on an ongoing bank-wide and individual entity basis. The sophistication of the bank's risk management and internal control infrastructure should keep pace with changes to the bank's risk profile, to the external risk landscape and in industry practice.

Risks in the Bank shall be identified, monitored and controlled on an ongoing basis, as well as regularly analyzed. The sophistication of the risk management system and internal control framework shall develop according to changes in the internal and external environment.

Risk identification shall encompass all material risks to the Bank, on- and off-balance sheet items, as well as analysis on portfolio basis and on a business-line level.

In the identification and assessment of risks, the Bank shall utilize tools for preliminary analysis (future-oriented tools) and tools for subsequent analysis (past-oriented tools, or back-testing) which shall supplement the monitoring of current risk exposures of the Bank. By using future-oriented tools, the Bank shall identify potential risk exposures under certain adverse circumstances, while by using back-testing the Bank shall review the compliance of its current risk profile with the risk appetite and risk management framework, and carry out appropriate adjustments where necessary.

The tools used shall allow for aggregation of the risk exposures of different business lines, and facilitate the identification of risk concentrations.

The Bank shall consider risks conservatively, and apply rating models which shall be subject to periodic validation.

There is an independent risk control function established in the Bank which guarantees that risks are identified and managed in an appropriate manner by the relevant units within the Bank, and provides the Managing Board and the Supervisory Board with comprehensive review of all risks.

Compliance

According to the principles of the Basel Committee

The bank's Supervisory Board oversees the management of the bank's compliance risk. The Board ensures the establishment of a compliance function and approves the bank's policies and processes for identifying, assessing, monitoring and reporting and advising on compliance risk.

The Supervisory Board of First Investment Bank oversees the management of risk of non-compliance with applicable legislation and internal regulations, as well as ensures implementation of established norms, best practices and ethical standards.

The Compliance function shall be organizationally independent from the business units and has separate hierarchical subordination and line of reporting. The Compliance function advises the Managing and Supervisory Boards on implementation of the applicable legislation, best practices and standards, and assesses the impact of any changes in the legal framework on the Bank's activities.

The Compliance function ensures that all new products of the Bank meet the requirements of the existing legal framework and of any known and upcoming changes in the regulations and supervisory requirements. The Compliance function monitors the Bank's transactions and manages risks deriving from non-standard transactions, thus exercising ongoing control over their compliance with the regulatory requirements and assisting with their implementation.

A written Compliance Policy shall be applied within the Bank. The Compliance function shall ensure implementation of that Policy, and provide the necessary information to the Managing Board, the Risk Committee, and the Operational Risk Committee.

Internal audit

According to the principles of the Basel Committee

The internal audit function provides independent assurance to the board and supports board and senior management in promoting an effective governance process and the long-term soundness of the bank.

For the purpose of achieving the goals and objectives and exercising of efficient control, there is a Specialized Internal Audit Service established within the Bank. It conducts regular internal audits in order to ensure:

- achievement of goals and objectives;
- economical and efficient use of resources;
- adequate control of various risks;
- safeguarding of assets;
- reliability and integrity of the financial and management information;
- compliance of the Bank's activity with the regulatory requirements, policies, plans, internal rules and procedures.

The Head of the Specialized Internal Audit Service shall submit an annual report on the activity of the Service to the General Meeting of Shareholders, the Supervisory and Managing Board, informing on the main results of the control activities of the internal auditors, of the measures undertaken and their execution.

The Specialized Internal Audit Service shall function according to written rules; it shall conduct, at least on a quarterly basis, working meetings with the Audit Committee; it shall be independent from the audited activities, and have the necessary reputation, competences, resources and powers.

The internal auditors shall adhere to the national and international professional standards for internal audit.

External Auditor (Registered Auditor)

The General Meeting of Shareholders shall decide on the selection of an External Auditor upon proposal by the Supervisory Board, and following a recommendation by the Audit Committee. The External auditor shall perform an independent financial audit in order to express an independent auditor's opinion on the fair presentation in all material respects in the financial statements of the financial position, the reported financial results, the cash flows and the equity of the Bank. The external auditor shall be an auditing company independent from the Bank.

Audit Committee

In its capacity as a company of public interest, pursuant to the requirements of the Law on Independent Financial Audit, the Bank has established a functioning Audit Committee which is responsible for monitoring the financial reporting and independent financial audit within the Bank, as well as the effectiveness of the internal audit function and the systems for control and management of risks in the Bank. The Audit Committee makes a recommendation in the selection of a registered auditor to perform the independent financial audit of the Bank, and monitors the independence of that auditor in accordance with the legal requirements and the Code of Ethics of professional accountants.

The mandate of the Audit Committee and the number of its members shall be determined by the General Meeting of Shareholders.

The functions and responsibilities of the Audit Committee are set out in the Rules of Procedure of the Audit Committee. The Committee members shall have unlimited access to all members of the Supervisory and Managing Boards, as well as to the senior managers responsible for the activities falling within the scope of powers delegated to the Committee.

The Audit Committee shall report its activities before the General Meeting of Shareholders once a year.

Shareholders' rights and equitable treatment

According to the principles of OECD

The corporate governance framework should protect the rights of the shareholders, the depositors and the other clients of the Bank.

The corporate governance of First Investment Bank protects the rights of the shareholders, the depositors and the other clients of the Bank by applying a system of rules and procedures, including, but not limited to the following:

- secure methods for registration of ownership;
- compliance with legal requirements in conveyance or transfer of shares;
- regular and timely receipt and disclosure of information relating to the company, including of financial information;
- participation and voting rights in the General Meeting of Shareholders;
- participation of shareholders in the distribution of the company's profit.

First Investment Bank operates in accordance with the current regulations and the By-Laws of the Bank which govern the rights of the shareholders, the registration of ownership, the conveyance or transfer of shares, the regular preparation and disclosure of information concerning the financial position and corporate governance of the company, and the participation in distribution of profits.

Information on all shareholders of the Bank and the shares owned by them shall be recorded in Fibank's shareholder register, kept by the Central Depository AD.

Disposal of shares shall be carried out in accordance with the By-Laws of the Bank; for any outstanding issues the current legislation shall apply.

Right to information: the operations of First Investment Bank are organized in such a way as to ensure timeliness and completeness of information provided to the executive management, the collective bodies of the Bank: Managing and Supervisory Boards, and to its shareholders.

According to the principles of OECD

The corporate governance framework should ensure equitable treatment of all shareholders, including minority shareholders and foreign shareholders.

The Corporate governance of First Investment Bank treats all shareholders equally, including minority shareholders and foreign shareholders.

Fibank's managing bodies ensure regularly and timely disclosure of material corporate information to shareholders and investors, related to the activity and condition of the Bank.

The managing bodies of the Bank shall make best efforts to ensure easy and timely access to the above information, with a view to informed exercising of shareholders' rights, respectively making of informed investment decisions by investors.

No limitations on the rights of individual shareholders holding shares of the same class shall be allowed.

First Investment Bank shall maintain a special section on the shareholders' rights on its corporate website:

<http://www.fibank.bg/bg/prava-na-aktsionerite/page/3598>.

The By-Laws of the Bank provide a detailed description of the rights of shareholders, as well as of the procedures for convening, conducting and decision-making by the General Meeting of Shareholders.

Convening of the General Meeting of Shareholders

The General Meetings shall be convened by written invitation to the shareholders in compliance with the By-Laws of the Bank, with a view to encouraging their participation in the General Meeting and in a way that does not impede, or unnecessarily increase the cost of the vote.

The Bank shall provide shareholders with timely and sufficient information for decision making, considering the scope of competence of the General Meeting of Shareholders.

The invitation, together with the written materials relating to the agenda of the General Meeting, shall be announced in the Commercial Register to the Registry Agency, submitted to the Financial Supervision Commission, and made available to the public through the www.x3news.com internet platform no less than 30 days prior to conducting of the General Meeting. They shall also be published on the Bank's website in both Bulgarian and in English languages for the period from the announcing of the General Meeting to its conclusion. Upon request, the materials shall be provided to each shareholder free of charge.

Conducting of the General Meeting of Shareholders

The venue of the General Meeting of Shareholders shall be easily accessible to the majority of shareholders. The registration procedures shall be convenient and allowing for quick and easy access.

The Bank shall make the necessary efforts to facilitate the participation and voting on the items of the agenda by the shareholders attending the General Meeting.

The Bank shall apply a fair and effective procedure for inclusion of items on the agenda of the General Meeting, including of proposals for election of members of the Supervisory Board. No changes to the agenda shall be allowed after its approval by the General Meeting.

Each shareholder shall have the right to take the floor and speak on items from the agenda.

Results

The voting results and other relevant materials shall be distributed to shareholders either at the end of the General Meeting, or in the shortest time possible after its conclusion. The results shall be disclosed to the general public by publishing them on the Bank's website and in the media, and also submitted to the Commercial Register and the supervisory authorities.

Disclosure of information and transparency

According to the principles of OECD

The corporate governance framework should ensure that timely and accurate disclosure is made on all material matters regarding the corporation, including the financial situation, performance, ownership, and governance of the company.

Transparency and timely disclosure of information are key principles in corporate governance. As a public company, First Investment Bank regularly discloses information about its financial situation and any material business or corporate developments. The Bank discloses all shareholders holding more than 5% of its share capital.

Information is disclosed in a way that ensures equal treatment of recipients, enables informed decision making and assessments, and prevents misuse of inside information. Fibank discloses information through:

- the X3News Internet platform (www.x3news.com) thus ensuring effective dissemination of information to the widest possible range of persons simultaneously, and in a way which does not discriminate them;
- its corporate website (www.fibank.bg) with established content, scope and frequency of information disclosed therein in accordance with the regulatory requirements and best corporate practices.

Disclosure policy and disclosure practices

In its capacity as a credit institution, public company and investment intermediary, First Investment Bank applies a Disclosure Policy.

The Bank shall disclose and provide easy access to any material information, including with regard to its financial position, achievement of objectives, shareholding and management structure. The Supervisory Board shall adopt the Disclosure Policy detailing the information subject to regular disclosure. The Policy itself shall be disclosed on the corporate website of the Bank.

First Investment Bank shall publish an Annual Report including detailed information on the Bank's development and financial results, achievement of objectives and business overview by type of activity, as well as information on the organizational structure, corporate governance framework, and risk management.

The Bank shall promptly publish any material information, including on corporate developments, in the investors' section of its corporate website.

Additional provisions

§ 1. As per the Code:

- Risk capacity:** The maximum amount of risk the Bank is able to assume given its capital base, risk management and control measures, as well as its regulatory constraints.
- Control functions:** Those functions that have a responsibility independent from management to provide objective assessment, reporting and/or assurance. This includes the risk management function, the compliance function and the internal audit function.
- Corporate Governance:** A set of relationships between a company's management, its board, its shareholders and other stakeholders which provides the structure through which the objectives of the company are set, and the means of attaining those objectives and monitoring performance. It helps define the way authority is allocated and how corporate decisions are made
- Stakeholders:** Parties that are not shareholders but are concerned with the economic growth of the bank such as creditors, employees, bond holders, other.
- Risk governance framework:** Part of the overall corporate governance framework, through which: decisions are made with respect to business strategy and risk approach; adherence to risk appetite and limits is monitored vis-à-vis strategy; including risk is identified, measured, managed and controlled.
- Risk appetite framework:** The overall approach, including policies, processes, controls and systems through which risk appetite is established, communicated and monitored. It includes a risk appetite statement, risk limits and an outline of the roles and responsibilities of those overseeing the implementation and monitoring of the risk appetite framework. The risk appetite framework should consider material risks to the bank, as well as to its reputation vis-à-vis policyholders, depositors, investors and customers. The risk appetite framework aligns with the strategy.

- Risk limits:** Specific quantitative measures or limits based on, for example, forward-looking assumptions that allocate the aggregate risk appetite statement to business lines, legal entities as relevant, specific risk categories, concentrations and, as appropriate, other measures.
- Risk profile:** Point in time assessment of the gross (ie before the application of any mitigants) or, as appropriate, net risk exposures (ie after taking into account mitigants) aggregated within and across each relevant risk category based on current or forward-looking assumptions.
- Risk appetite:** The aggregate level and types of risk a bank is willing to assume, decided in advance and within its risk capacity, to achieve its strategic objectives and business plan.
- Internal control system:** A set of rules and controls governing the organizational and operational structure including reporting processes, and functions for risk management, compliance and internal audit.
- Risk management:** The processes established to ensure that all material risks and associated risk concentrations are identified, measured, limited, controlled, mitigated and reported on a timely and comprehensive basis.

Transitional and Final provisions

- §.2.** The Code discontinues the operation of the Program of First Investment Bank for the application of the internationally recognized good corporate governance standards.
- §.3.** The Code is publicly available on the Bank's corporate website: www.fibank.bg
- §.4.** The Code is reviewed annually or more regularly, according to circumstances.
- §.5.** The Corporate Governance Code of First Investment Bank was adopted by the Managing Board of First Investment Bank AD with a decision dated 30 June 2015, approved by the Supervisory Board with a decision dated 21 July 2015.

**DISCLOSURE POLICY
OF FIRST INVESTMENT BANK AD**

I. General Provisions

- 1.1. This Policy defines the scope of information subject to disclosure by First Investment Bank (Fibank, the Bank) in its capacity as a credit institution, a public company and an investment intermediary.
- 1.2. The Bank discloses and provides easy access to all relevant information, including financial condition, achievement of objectives, shareholding and management structure.
- 1.3. The Policy on disclosure of information complies with, and is applied in accordance with the current regulatory requirements in the Republic of Bulgaria, including with the Law on Credit Institutions (LCI), the Public Offering of Securities Act (POSA), the Markets in Financial Instruments Act (MFIA), the Law against Market Abuse with Financial Instruments (LMAFI), the Accountancy Act, the Independent Financial Audit Act (IFAA), the Commerce Act and the regulations for their implementation, with Regulation (EU) № 575/2013 of the European Parliament and of the Council of 26 June 2013 on prudential requirements for credit institutions and investment firms (Regulation (EU) № 575/2013), the National Corporate Governance Code (NCGC), as well as with the Principles of Corporate Governance of the Organization for Economic Cooperation and Development (OECD Principles) the Principles of Corporate Governance for banks by the Basel Committee on Banking Supervision (the Basel Committee principles), the Code of Corporate Governance of First Investment Bank AD, and with the relevant internal bank documents.

II. Purpose and Principles

- 2.1. The purpose of this Policy is to outline the framework for provision of information to stakeholders, shareholders and investors, with a view to enable making objective and informed decisions and evaluations.
- 2.2. In disclosing information, the Bank shall be guided by the principles of:
 - 2.2.1. Accuracy;
 - 2.2.2. Accessibility;
 - 2.2.3. Equitability;
 - 2.2.4. Timeliness;
 - 2.2.5. Integrity;
 - 2.2.6. Regularity.
- 2.3. First Investment Bank shall disclose any relevant information regardless of its nature, subject to the principle of equal treatment of recipients.
- 2.4. In certain cases, under the current legislation or the rules of the regulated markets of financial instruments, the disclosure of certain information is not allowed. Such cases are:
 - 2.4.1. when disclosure leads to violation of a law or regulation;
 - 2.4.2. when information is confidential or relates to unfinished negotiations;
 - 2.4.3. when information constitutes official, bank or trade secret (confidential information).

III. Information Channels

- 3.1.** For the purposes of disclosure First Investment Bank uses the following information channels:
- 3.1.1. Electronic system for disclosure of information X3News (www.x3news.com), through which effective dissemination of information is ensured to the widest possible audience, simultaneously and in a non-discriminatory manner;
 - 3.1.2. Corporate website (www.fibank.bg) with validated content, scope and periodicity of disclosed information;
 - 3.1.3. Other channels, including media; the websites of the Financial Supervision Commission (FSC) and the Bulgarian Stock Exchange (BSE), on which the latter publish relevant information.

IV. Investor Relations

- 4.1.** In order to achieve effective liaison between First Investment Bank, its shareholders and the persons interested in investing in financial instruments issued by the Bank, First Investment Bank has an appointed Investor Relations Director.
- 4.2.** The Investor Relations Director exercises functions of maintaining and provision of information on the current financial position of the Bank, as well as of any other information that the shareholders and persons interested in investing in financial instruments of the Bank wish and are entitled to receive in their capacity as shareholders or investors.
- 4.3.** The Investor Relations Director submits an annual activity report before the General Meeting of Shareholders.
- 4.4.** Information regarding the Investor Relations Director of First Investment Bank AD, including contact information, is available on the website of the Bank (www.fibank.bg).

V. Periodic Information

- 5.1.** The periodic information disclosed by First Investment Bank includes but is not limited to:
- 5.1.1. Annual financial statements on an unconsolidated and consolidated basis certified by an independent registered auditor;
 - 5.1.2. Quarterly financial statements on an unconsolidated and consolidated basis;
 - 5.1.3. Annual activity report on an unconsolidated and consolidated basis;
 - 5.1.4. Annual disclosure of information pursuant to Regulation (EU) № 575/2013;
 - 5.1.5. Interim activity report for each quarter.
- 5.2.** The financial statements of the Bank are prepared applying the International Accounting Standards as required by applicable law. Audited financial statements are published in Bulgarian and English languages on the website of the Bank (www.fibank.bg).
- 5.3.** First Investment Bank prepares an Annual activity report in Bulgarian and English languages, which is subject to verification by an independent auditor and contains detailed information about:
- 5.3.1. the development and competitive position of the Bank;

- 5.3.2. an analysis of the financial results and financial condition of the Bank;
 - 5.3.3. a business overview by main type of activity;
 - 5.3.4. the development objectives of the Bank, as well as information on their implementation;
 - 5.3.5. information on the members of the management and supervisory bodies of the Bank;
 - 5.3.6. information on the corporate governance framework, including shareholding and management structure, remuneration policy of the Bank and compliance with the Bank's Corporate Governance Code;
 - 5.3.7. information on risk management, including on all material risks to the Bank;
 - 5.3.8. an analysis of macroeconomic developments and the condition of the banking system the Republic of Bulgaria.
- 5.4. The Annual activity report, along with the independently audited financial statements, is published in a special edition of the Bank: "Annual Report", which is also published on the website of the Bank.

VI. Inside Information

- 6.1. First Investment Bank shall publicly disclose inside information in accordance with Appendix № 9 of Ordinance № 2 of the FSC, immediately but not later than the end of the working day following the date of taking the decision or becoming aware of the relevant circumstance.
- 6.2. The inside information disclosed by the Bank shall include but not be limited to:
- 6.2.1. Data on members of the management and supervisory bodies of the Bank;
 - 6.2.2. Persons who hold 5 or more percent of the votes at the General Meeting of Shareholders of the Bank, or are able to control it;
 - 6.2.3. Changes in the Statutes of the Bank;
 - 6.2.4. Changes in the management and supervisory bodies;
 - 6.2.5. Increase or decrease of the issued share capital;
 - 6.2.6. Decisions for transformation of the company;
 - 6.2.7. Assigning a credit rating to the Bank, or change thereof;
 - 6.2.8. Any other material circumstances.

VII. Other Information

- 7.1. In connection with holding a General Meeting of Shareholders, First Investment Bank shall provide timely information on convening and decision-making.
- 7.2. The invitation together with the written materials related to the agenda of the General Meeting shall be announced and provided in the statutory manner, and made available to the public through the information channels used by the Bank. Upon request, the materials shall be provided to each shareholder free of charge.
- 7.3. The results of the conducted General Meeting shall be disclosed to the public in the statutory manner and timeframe, including via the corporate website of the Bank.
- 7.4. In its capacity as an issuer of financial instruments and in order to enable stakeholders, shareholders and investors to familiarize themselves with the financial instruments issued, First

Investment Bank shall prepare and submit prospectuses (or other documents) to the regulated market on which such instruments are traded.

- 7.5.** The prospectuses shall contain all the required information, including but not limited to:
- 7.5.1. The purpose and motives for issuance of securities;
 - 7.5.2. Information on the dividend policy;
 - 7.5.3. Information on the financial position, performance results, and trends for development;
 - 7.5.4. Information on the corporate governance, the structure and membership of the governing bodies of the Bank.
- 7.6.** Upon conclusion outside the regulated market or multilateral trading system of transactions in shares admitted to trading on a regulated market the Bank, in its capacity of an investment intermediary, shall publicly disclose information on the type, issue, number, and unit price of the financial instruments subject to the transaction, on the currency of the transaction and the date and time of its conclusion. Such information shall be published on the corporate website of the Bank, in the "Investment services and activities" section.
- 7.7.** The scope of information disclosed by First Investment Bank shall exceed the requirements of national legislation. In addition, the Bank shall:
- 7.7.1. Publish information on the Bank in the form of presentations and interviews with senior management;
 - 7.7.2. Publish press releases;
 - 7.7.3. Publish specialized editions (e.g. Fibank News);
 - 7.7.4. Disclose detailed information on the products and services of the Bank, the applicable general terms and conditions and tariff, as well as amendments in them;
 - 7.7.5. Disclose information about events and initiatives as part of the policy for corporate social responsibility of the Bank.
- 7.8.** The internal organization in the Bank, as well as the units responsible with regard to the scope and procedure for disclosure of information, are regulated by the Rules of First Investment Bank for implementation of the disclosure requirements.

VIII. Corporate Website

- 8.1.** As part of the framework for disclosure of information, First Investment Bank maintains a corporate website (www.fibank.bg) with validated content, scope and periodicity of the information disclosed, in accordance with the regulatory requirements and best corporate practices.
- 8.2.** The Bank also maintains an English-language version of the corporate website with identical content.
- 8.3.** The information on the corporate website is constantly reviewed, updated and archived. Historical information is also maintained with a view to ensuring transparency and familiarizing all stakeholders, shareholders and investors with the performance of the Bank.
- 8.4.** The website of First Investment Bank (www.fibank.bg) supports a special, easily accessible "Investors" section with detailed and up-to-date information about the Bank in Bulgarian and English, including:

- 8.4.1. Corporate governance, including information on shareholders' rights;
 - 8.4.2. Stock exchange information;
 - 8.4.3. Financial information;
 - 8.4.4. News for investors;
 - 8.4.5. General Meetings of Shareholders.
- 8.5.** With a view to maintaining constant communication with shareholders and investors, a Club of investors of First Investment Bank has been created. By registering in it, members can receive electronic updates on notifications published by the Bank through its information channels.
- 8.6.** Information disclosed through the Bank's corporate website shall include at least:
- 8.6.1. Basic commercial and corporate information identifying the Bank;
 - 8.6.2. Updated information on the shareholding structure;
 - 8.6.3. The Statutes of the Bank and documents relating to its activities and functioning, including the Corporate Governance Code of First Investment Bank and this Policy on Disclosure of Information;
 - 8.6.4. Information on the structure and composition of the management bodies of the Bank, as well as information about their members, including information about the auxiliary bodies operating to them;
 - 8.6.5. Financial statements for at least the last five years;
 - 8.6.6. Materials for upcoming General Meetings of Shareholders of the Bank, as well as additional materials submitted following the legal procedures. Information on the resolutions of the General Meetings of Shareholders for at least the last three years;
 - 8.6.7. Information on upcoming events;
 - 8.6.8. Information on shares and other financial instruments issued;
 - 8.6.9. Important information related to the activities of the Bank;
 - 8.6.10. Information on shareholders' rights;
 - 8.6.11. Contact information for the Investor Relations Director of the Bank.

IX. Financial Calendar of First Investment Bank for 2016

- 9.1.** In 2016, pursuant to the Accountancy Act, the Public Offering of Securities Act, and Ordinance №2 of the Financial Supervision Commission, First Investment Bank shall prepare and present to the Financial Supervision Commission and to the public the following reports:
- 9.1.1. An annual non-consolidated financial report for 2015, certified by an independent registered auditor, also including an annual activity report - no later than 90 days after the end of the fiscal year;
 - 9.1.2. An annual consolidated financial report for 2015, certified by an independent registered auditor, also including a consolidated annual activity report - no later than 120 days after the end of the fiscal year;
 - 9.1.3. Quarterly non-consolidated financial reports, also including interim activity reports - no later than 30 days after the end of each quarter;
 - 9.1.4. Quarterly consolidated financial reports, also including interim activity reports - no later than 60 days after the end of the respective quarter;

- 9.1.5. Other reports submitted to the Financial Supervision Commission, the Bulgarian National Bank, and other authorities.
- 9.2. The regular annual General Meetings of Shareholders of First Investment Bank shall be held by the end of the first half of the year following the reporting year.
- 9.3. The dates and information concerning other events and reports that First Investment Bank is obliged to publicly disclose shall be announced within the legally prescribed timeframes.

X. Additional Provisions

§1. For the purposes of this Policy:

Inside information	Specific information that is not publicly disclosed, relating directly or indirectly to one or more issuers of financial instruments or to one or more financial instruments, where the disclosure of such information may have significant impact on the price of those financial instruments or on the price of derivative financial instruments related to them, pursuant to Art. 4 of LMAFI and Ordinance № 2 of the FSC.
Material information	Information whose omission or misrepresentation could change or influence the assessment or decision of a user relying on that information for making economic decisions.
Bank secret	Facts and circumstances concerning the balances and transactions on accounts and deposits of the bank's clients.
Trade secret	Information whose disclosure would compromise the competitive position of the institution. It may include information on products or systems whose sharing with competitors would reduce the value of investments of the institution in them.
Confidential information	Information concerning obligations to customers or other counterparty relationships, under which obligations the institution must maintain the confidentiality of such information.
Stakeholders	Persons who are not shareholders but have an interest in the economic development of the company, such as creditors, bondholders, customers, employees, the public, and others.

XI. Final Provisions

- §2. This Policy is publicly available on the corporate website of the Bank at: www.fibank.bg.
- §3. This Policy shall be reviewed once a year or more frequently if circumstances require it.
- §4. This Policy was adopted by the Managing Board of First Investment Bank by resolution of 13.10.2015, approved by resolution of the Supervisory Board of 21.10.2015, amended and supplemented by a resolution of MB of 19.01.2016, and approval by SB of 28.01.2016.



INFORMATION

on

FIRST INVESTMENT BANK AD

2015

This information was prepared pursuant to Article 32, Paragraph 1, Item 4 of Ordinance №2 of the Financial Supervision Commission on the prospects of public offering and admittance for trade on a regulated market of securities and for the disclosure of information by public companies and other issuers of securities.

1. Structure of the company's capital base, including securities not admitted for trading in a regulated market in the Republic of Bulgaria or another Member State, including share classes, rights and obligations related to each class, and what portion of the capital base each class constitutes.

The shareholding capital of First Investment Bank is BGN 110 000 000, divided into 110 000 000 ordinary, registered, dematerialised shares, with nominal value of 1 lev each. Each share entitles its holder to one vote in the General Meeting of Shareholders, right to dividend and to liquidation share proportional to the nominal value of the share. Shareholders have other rights pursuant to the Bank's By-Laws and the current legislation.

The structure of First Investment Bank's capital base at 31 December 2015 (on unconsolidated base) is, as follows:

In '000 BGN	2015
Issued share capital	110 000
Share premium	97 000
Statutory reserve	39 861
Revaluation reserve on available for sale investments	11 273
Revaluation reserve on property	4 500
Retained earnings	482 892
Total shareholders' equity	745 526

2. Restrictions on the transfer of securities, such as restrictions on the possession of securities or need to obtain approval from the company or another shareholder.

The Bank's shares are freely transferrable in compliance with the provisions of current legislation. The transfer of dematerialised registered shares becomes effective as of the registration of the transactions in the records of the Central Depository.

Natural or legal persons, or persons acting in agreement, may not without prior approval of the BNB acquire directly or indirectly shares or voting rights if as a result their shareholding becomes qualified or exceeds 20, 33 or 50 per cent of the shares or voting rights, as well as when the Bank becomes a subsidiary.

3. Information on the direct and indirect holding of 5 per cent or more of the voting rights in the general meeting of the company, including information on the shareholders and the number of shares held.

The shareholders holding 5% or more of the share capital of First Investment Bank as at 31 December 2015 are, as follows:

number / % of total	Number of shares	% held
Mr. Ivailo Dimitrov Mutafchiev	46 750 000	42,50%
Mr. Tzeko Todorov Minev	46 750 000	42,50%

At 31 December 2015 16 500 000 shares (15,00% of share capital) were offered in an initial public offering in May 2007 are traded freely at the Bulgarian Stock Exchange – Sofia AD.

4. Information on shareholders with special controlling rights and description of such rights.

No shareholders have special controlling rights.

5. System for control on exercising the voting right in cases where the company's employees are also shareholders and control is not exercised directly by them.

The Bank does not have a special system for control on exercising the voting right in cases where the company's employees are also shareholders and control is not exercised directly by them.

6. Restrictions on the voting rights, such as restrictions on the voting rights of shareholders holding a specific percentage or number of votes, deadline for exercising the voting rights or systems in which in cooperation with the company the financial rights related to the shares are separated from the shareholding.

No such restrictions exist.

7. Agreements between shareholders which are known to the company and may lead to restrictions in the transfer of shares or voting rights.

No such agreements are known to the company.

8. Provisions regarding the appointment and dismissal of members of the managing bodies of the company and the amendments of the Company's By-Laws.

Pursuant to the Bank's By-Laws, the Managing Board of First Investment Bank consists of three to nine legally capable physical persons, elected by the Supervisory Board to hold office for 5 years. Legal persons or members of the Bank's Supervisory Board may not be elected as members of the Managing Board.

The members of the Managing Board must meet the following requirements:

1. hold Master's degree or higher;
2. have a qualification and professional experience in banking;
3. have not been convicted of a premeditated crime of general nature or for any crime under Article 116a of the Public Offering of Securities Act;
4. in the last two years preceding the insolvency date were not members of governing or controlling bodies or general partners in a company terminated for bankruptcy which has unsatisfied creditors, regardless of whether they have later been reinstated or not;
5. were not, during the last 2 years preceding the date of a court decree for declaring a bank bankrupt, members of its governing or control bodies;
6. have not been deprived of the right to occupy a financially responsible position;
7. are not spouses or relatives up to the third degree, including by direct or collateral line of descent, or in civil partnership with another member of a governing or controlling body of the Bank;
8. are not bankrupt debtors whose rights have not been reinstated;
9. based on data collected about them, no doubts arise regarding their reliability and suitability, or potential conflict of interest, in accordance with the requirements of the Bulgarian National Bank and the Bank's policy of senior managing personnel recruitment.

Only persons who have been granted preliminary approval by the Bulgarian National Bank may be elected members of the Managing Board.

The members of the Managing Board are dismissed by the Supervisory Board on grounds provided for in the legislation or the Bank's By-Laws, as well as in case it is found that the concerned member of the Managing Board does not meet any of the requirements listed in 3 to 9 above.

The members of the Managing Board may be re-elected for subsequent mandates without limitation.

In accordance with the law First Investment Bank has a Nominations Committee which assists the Supervisory Board in assessing the suitability of candidates or acting members of the Managing Board and other senior personnel in the Bank, as well as the compliance with the applicable legal provisions as regards the selection of candidates for senior management positions.

First Investment Bank has a Nomination Policy for senior management personnel which is in accordance with the regulatory requirements ensuing from the implementation of the CRR/CDR IV package in Bulgarian legislation and specifically the provisions of the Credit Institutions Act and BNB Ordinance No. 20 regarding the issue of approval for members of the Managing Board (Board of Directors) and the Supervisory Board of credit institutions. The Policy lays down the main requirements, principles, guidelines and criteria in the process of selection and assessment of the suitability of the members of the governing and supervising bodies of First Investment Bank, including the Bank's senior management personnel. The policy also structures the selection and assessment procedures for senior management personnel and sets out the major requirements and criteria, ensuring that they correspond to the highest standards applied by the Bank, thus contributing to the achievement of its goals and strategy.

The By-Laws of the company may be amended with a resolution of the General Meeting of Shareholders.

9. Powers of the company's managing bodies, including the right to make decisions regarding the issue or buy-back of shares.

The Managing Board manages and represents First Investment Bank AD by resolving any matters which concern the Bank and are within its scope of business, with the exception of those which are in the exclusive competency of the General Meeting of Shareholders or of the Supervisory Board, which are resolved in compliance with the law and the By-Laws.

More specifically, the Managing Board:

1. ensures implementation of the decisions issued by the General Meeting of Shareholders and the Supervisory Board;
2. adopts programmes and budgets in relation to the activity of the Bank;
3. opens and closes branches and representation offices of the Bank;
4. takes decisions regarding shareholding participation of the Bank in other companies in Bulgaria or abroad;
5. resolves any matters regarding the acquisition and disposal of real properties and real rights thereto;
6. determines the structure and the positions in the Bank;
7. prepares the annual financial statements of the Bank and put them forward for approval by the General Meeting of Shareholders;
8. takes decisions on material changes in the Bank's activities and/or significant organizational changes, and on long-term cooperation which is of material importance to the Bank or on the termination of any such cooperation;
9. carries out any other functions assigned to it by the General Meeting or the Supervisory Board or by law.

The resolutions of the Managing Board referred to in 2, 4, 6 and 7 above, and in the other cases as provided for by law and the By-Laws, shall have legal force with respect to the Bank after their approval by the Supervisory Board.

The decisions referred to in 5 above, where the transaction is for an amount above BGN 5 million or its equivalent in foreign currency, are subject to approval by the Supervisory Board, unless the Public Offering of Securities Act provides for endorsement by the General Meeting of Shareholders. The resolutions under 3 and 8 above require the prior approval of the Supervisory Board.

The decisions to increase or decrease the capital are within the powers of the General Meeting of Shareholders. For a period of 5 years, beginning on 07 February 2013, as decided by the General Meeting of Shareholders on 20 December 2012, the Managing Board, with the approval of the Supervisory Board, may decide to increase the Bank's capital to a total nominal value of BGN 210 000 000 by issue of new shares. The Managing Board, with the approval of the Supervisory Board, may decide on all other terms and conditions for effecting the increase of capital and to carry out all necessary legal and other steps to this end, including, but not only, to determine the issue

value of the shares, appoint an investment intermediary, and reflect the change in capital and number of shares in the By-Laws, all in compliance with the applicable legislation.

Decisions to issue bonds are within the powers of the General Meeting of Shareholders. For a period of 5 years, beginning on 21.06.2013, as decided by the General Meeting of Shareholders on 21.05.2013, the Managing Board, with the approval of the Supervisory Board, may decide to issue mortgage bonds pursuant to the Mortgage Bonds Act with total nominal value of up to BGN 100 000 000 (one hundred million), maturity – up to 10 years of the issue date and other terms and conditions established by the Managing Board. For a period of 5 years, beginning on 06.12.2011, as decided by the General Meeting of Shareholders on the General Meeting of Shareholders on 24.10.2011, the Managing Board, with the approval of the Supervisory Board, may decide to issue other types of bonds and other debt securities, including subordinated term debt and hybrid instruments in a total amount of up to BGN 2 000 000 000 or the equivalent in a foreign currency. The terms and conditions of the bond or other debt securities shall be determined by of the Managing Board in compliance with the applicable legislation and the By-Laws.

10. Significant contracts signed by the company which require action or which are amended or terminated due to a change in control of the company when carrying out a mandatory tender offer, and the consequences thereof, except where the disclosure of such information may cause serious damage to the company; this exception shall not apply where the company is obliged to disclose such information by law.

No such contracts exist.

11. Agreements between the company and its managing bodies or employees for payment of compensation in case of leaving, or dismissal without legal grounds, or termination of employment relations due to a tender offer.

In their capacity of executive members of the Managing Board the executive directors have signed management and control agreements. According to these agreements in case of unilateral termination by the Bank without prior notice, the executive director shall be entitled to compensation amounting to 6 monthly remunerations under the agreement.

In their capacity of members of the managing body the other members of the Managing Board who are not executive members have signed management and control agreements. According to these agreements in case of unilateral termination by the Bank without prior notice, the MB member shall be entitled to compensation amounting to 3 monthly remunerations under the agreement.

The members of the Supervisory Board have signed management and control agreements. According to these agreements in case of unilateral termination by the Bank without prior notice, the members of the Supervisory Board are entitled to a compensation of 24 monthly payments under the agreement; in case of unilateral termination by the Bank with prior notice – a compensation of 12 monthly payments.

Branch managers who have concluded with the Bank a management and control agreements are entitled to a compensation of 2 monthly salaries if the agreement is terminated unilaterally by the Bank without prior notice.

The employment contracts of the Bank's employees are in compliance with the Labour Code and do not contain clauses differing from the provisions of the law and the usual practice.

ver2.3

FINV9150	First Investment Bank AD
31.12.2015	Reporting date
stand-alone	Basis for application
IFRS	Accounting standard

in BGN '000

1. Balance sheet [statement of the financial position]

c010

1.1 Assets

		References	Breakdown in table	Carrying amount
				010
010	Cash and cash balances with central banks and other deposits payable on demand	Para. 54 (i) of IAS 1		1 499 643
020	Cash	part 2, item 1 of Appendix V		160 781
030	Cash balances with central banks	part 2, item 2 of Appendix V		829 210
040	Other deposits payable on demand	part 2, item 3 of Appendix V	5	509 652
050	Financial assets held for trading	Para. 8 (a)(ii) of IFRC 7; Para. 9, AG 14 of IAS 39		9 913
060	Derivatives	Para. 9 of IAS 39	10	0
070	Equity	Para. 11 of IAS 32	4	3 119
080	Debt securities	part 1, items 24, 26 of Appendix V	4	6 794
090	Loans and advances	part 1, items 24, 27 of Appendix V	4	0
100	Financial assets at fair value through profit or loss	Para. 8 (a)(i) of IFRC 7; Para. 9 of IAS 39	4	0
110	Equity	Para. 11 of IAS 32	4	0
120	Debt securities	part 1, items 24, 26 of Appendix V	4	0
130	Loans and advances	part 1, items 24, 27 of Appendix V	4	0
140	Financial assets available-for-sale	Para. 8 (d) of IFRC 7; Para. 9 of IAS 39	4	507 268
150	Equity	Para. 11 of IAS 32	4	5 788
160	Debt securities	part 1, items 24, 26 of Appendix V	4	501 480
170	Loans and advances	part 1, items 24, 27 of Appendix V	4	0
180	Loans and receivables	Para. 8 (c) of IFRC 7; Para. 9, AG 16, AG 26 of IAS 39; part 1, item 16 of Appendix V	4	5 231 389
190	Debt securities	part 1, items 24, 26 of Appendix V	4	0
200	Loans and advances	part 1, items 24, 27 of Appendix V	4	5 231 389
210	Investments held to maturity	Para. 8 (b) of IFRC 7; Para. 9, AG 16, AG 26 of IAS 39	4	56 354
220	Debt securities	part 1, items 24, 26 of Appendix V	4	56 354
230	Loans and advances	part 1, items 24, 27 of Appendix V	4	0
240	Derivatives - hedge accounting	Para. 22 (d) of IFRC 7; Para. 9 of IAS 39	11	3 357
250	Changes in the fair value of hedged positions when hedging a portfolio for interest rate risk	Para. 89A (a) of IAS 1		0
260	Investments in a subsidiary, jointly-controlled entity or associate	Para. 54 (e) of IAS 1; part 2, item 4 of Appendix V	40	36 357
270	Tangible assets			1 232 699
280	Property, Plant and Equipment	Para. 6 of IAS 16; Para. 54 (a) of IAS 1	21,42	1 026 455
290	Investment Property	Para. 5 of IAS 40; Para. 54 (b) of IAS 1	21, 42	206 244
300	Intangible assets	Para. 54(c) of IAS 1; Art. 4, Para. 1, item 115 of Reg 575		10 660
310	Goodwill	Para. B67, (d) of IFRC 3; Art. 4, Para. 1, item 113 of Reg 575		0
320	Other intangible assets	Paras. 8, 118 of IAS 38	21, 42	10 660
330	Tax assets	Para. 54 (n)-(o) of IAS 1		1 847
340	Current tax assets	Para. 54(n) of IAS 1; Para. 5 of IAS 12		1 847
350	Deferred tax assets	Para. 54, (o) of IAS 1; Para. 5 of IAS 12; Art. 4, Para. 106 of Reg 575		0
360	Other assets	part 2, item 5 of Appendix V		90 447
370	Non-current assets and disposal groups classified as held for sale	Para. 54, (j) of IAS 1; Para. 38 of IFRC 5; part 2, item 6 of Appendix V		0
380	TOTAL ASSETS	Para. 9, (a), IN 6 of IAS 1		8 679 934

FINV9150	First Investment Bank AD
31.12.2015	Reporting date
stand-alone	Basis for application
IFRS	Accounting standard

1. Balance sheet [statement of the financial position]

c010

1.2 Liabilities

		References	Breakdown in table	Carrying amount
				010
010	Financial liabilities held for trading	Para. 8, (e)(ii) of IFRS 7; Para. 9, AG 14-15 of IAS 39	8	0
020	Derivatives	Para. 9, AG 15(a) of IAS 39	10	0
030	Short positions	AG15 (b) of IAS 39	8	0
040	Deposits	Part 2, item 9 of Appendix 2 to ECB/2008/32; Part 1, item 30 of Appendix V	8	0
050	Issued debt securities	part 1, item 31 of Appendix V	8	0
060	Other financial liabilities	part 1, items 32-34 of Appendix V	8	0
070	Financial liabilities at fair value through profit or loss	Para. 8, (e)(i) of IFRS 7; Para. 9 of IAS 39	8	0
080	Deposits	Part 2, item 9 of Appendix 2 to ECB/2008/32; Part 1, item 30 of Appendix V	8	0
090	Issued debt securities	part 1, item 31 of Appendix V	8	0
100	Other financial liabilities	part 1, items 32-34 of Appendix V	8	0
110	Financial liabilities at amortised cost	Para. 8, (f) of IFRS 7; Para. 47 of IAS 39	8	7 845 520
120	Deposits	Part 2, item 9 of Appendix 2 to ECB/2008/32; Part 1, item 30 of Appendix V	8	7 491 078
130	Issued debt securities	part 1, item 31 of Appendix V	8	202 044
140	Other financial liabilities	part 1, items 32-34 of Appendix V	8	152 398
150	Derivatives - hedge accounting	Para. 22 (b) of IAS 7; Para. 9 of IFRS 39; part 1, item 23 of Appendix V	8	0
160	Changes in the fair value of hedged positions when hedging a portfolio for interest rate risk	Para. 89A (b) of IAS 39		0
170	Provisions	Para. 10 of IAS 37; Para. 54 (l) of IAS 1	43	6 686
180	Pensions and other subsequent obligations to pay defined post-employment benefits	Para. 63 of IFRS 19; Para. 78(d) of IAS 1; part 2, item 7 of Appendix V	43	0
190	Other long-term employee benefits	Para. 153 of IFRS 19; Para. 78(d) of IAS 1; part 2, item 8 of Appendix V	43	0
200	Restructuring	Para. 71 of IAS 37; Para. 84 (a) of IAS 1	43	0
210	Pending legal matters and tax-related court cases	IAS 37, addendum B, examples 6 and 10	43	6 686
220	Loans and guarantees	Appendix C.9 to IAS 37	43	0
230	Other provisions		43	0
240	Tax liabilities	Para. 54 (n)-(o) of IAS 1		5 478
250	Current tax liabilities	Para. 54(n) of IAS 1; Para. 5 of IAS 12		264
260	Deferred tax liability	Para. 54, (o) of IAS 1; Para. 5 of IAS 12; Art. 4, Para. 1, item 108 of Reg 575		5 214
270	Share capital payable upon request	Illustrative example (IE) 33 of IAS 32; IFRS 2; part 2, item 9 of Appendix V		0
280	Other liabilities	part 2, item 10 of Appendix V		76 724
290	Liabilities in disposal groups classified as held for sale	Para. 54, (p) of IAS 1; Para. 38 of IFRS 5; part 2, item 11 of Appendix V		0
300	TOTAL LIABILITIES	Para. 9, (b), IN 6 of IAS 1		7 934 408

FINV9150	First Investment Bank AD
31.12.2015	Reporting date
stand alone	Basis for application
IFRS	Accounting standard

1. Balance sheet [statement of the financial position]

c010

1.3 Total own funds

		References	Breakdown in table	Carrying amount
				010
010	Equity	<i>Para. 54(r) of IAS 1; Para. 22 of DOB</i>	46	110 000
020	Paid up share capital	<i>Para. 78 (e) of IAS 1</i>		110 000
030	Not fully paid-up capital	<i>Para. 78 (e) of IAS 1; part 2, item 14 of Appendix V</i>		0
040	Premium reserves	<i>Para. 78(e) of IAS 1; Art. 4, Para. 1, item 124 of Reg 575</i>	46	97 000
050	Issued capital instruments other than share capital	<i>part 2, items 15-16 of Appendix V</i>	46	
060	Component of the share capital in compound financial instruments	<i>Paras. 28 -29 of IAS 32; part 2, item 15 of Appendix V</i>		
070	Other issued equity instruments	<i>part 2, item 16 of Appendix V</i>		
080	Other own funds	<i>Para. 10 of IFRS 2; part 2, item 17 of Appendix V</i>		
090	Accumulated other comprehensive income	<i>Art. 4, para. 1, item 100 of Reg 575</i>	46	15 773
095	Items which cannot be reclassified as profit or loss	<i>Para. 89A (a) of IAS 1</i>		4 500
100	<i>Tangible assets</i>	<i>Paras. 39 -41 of IAS 16</i>		4 500
110	<i>Intangible assets</i>	<i>Paras. 85 -87 of IAS 38</i>		
120	<i>Actuarial gains or (-) losses on defined benefit plans</i>	<i>Para. 7 of IAS 1</i>		
122	<i>Non-current assets and disposal groups classified as held for sale</i>	<i>Para. 38, IN example 12 of IFRS 5</i>		
124	<i>Share of the other comprehensive income of subsidiaries, associates and joint ventures</i>	<i>Para. 82(i) of IAS 1; Para. 11 of IAS 28</i>		
128	Items which can be reclassified as profit or loss	<i>Para. 89A (a) of IAS 1</i>		11 273
130	<i>Hedges of net investments in foreign operations [effective portion]</i>	<i>Para. 102(a) of IAS 39</i>		
140	<i>Currency exchange</i>	<i>Para. 52 (b) of IFRS 21; Paras. 32, 38-49 of IAS 21</i>		
150	<i>Derivatives from hedging Cash flow hedges [effective portion]</i>	<i>Para. 23, (c) of IFRS 7; Paras. 95-101 of IAS 39</i>		
160	<i>Financial assets available-for-sale</i>	<i>Para. 20, (a)(ii) of IFRS 7; Para. 55(b) of IAS 39</i>		11 273
170	<i>Non-current assets and disposal groups classified as held for sale</i>	<i>Para. 38, IN example 12 of IFRS 5</i>		
180	<i>Share of the other comprehensive income of subsidiaries, associates and joint ventures</i>	<i>Para. 82(i) of IAS 1; Para. 11 of IAS 28</i>		
190	Retained earnings	<i>Art. 4, para. 1, item 123 of Reg 575</i>		470 205
200	Revaluation reserve	<i>Para. 30, D5-D8 of IFRS 1; part 2, item 18 of Appendix V</i>		
210	Other reserves	<i>Para. 54 of IAS 1; Para. 78 (e) of IAS 1</i>		39 861
220	Profit or loss from the write-off of investments in subsidiaries, associates and joint ventures	<i>Para. 28 of IAS 11; part 2, item 19 of Appendix V</i>		
230	Other	<i>part 2, item 19 of Appendix V</i>		39 861
240	(-) Repurchased own shares	<i>Para. 79 (a)(vi) of IFRS 1; Paras. 33-34, IE14, IE36 of IAS 32; part 2, item 20 of Appendix V</i>	46	
250	Profit or loss attributable to the owners of the parent company	<i>Para. 28 of IAS 27; Para. 81B(b)(ii) of IAS 1</i>	2	12 687
260	(-) Interim dividends	<i>Para. 35 of IAS 32</i>		
270	Minority interests [Non-controlling interests]	<i>Para. 4 of IAS 27; Para. 54 (r) of IAS 1, Para. 27 of IAS 27</i>		
280	Accumulated other comprehensive income	<i>Paras. 27-28 of IAS 27; Art. 4, Para. 1, item 100 of Reg 575</i>	46	
290	Other items	<i>Paras. 27 -28 of IAS 27</i>	46	
300	TOTAL SHAREHOLDERS' EQUITY	<i>Para. 9 (c), IN 6 of IAS 1</i>	46	745 526
310	TOTAL SHAREHOLDERS' EQUITY AND TOTAL LIABILITIES	<i>IAS 1, IN 6</i>		8 679 934

VASSIL CHRISTOV
Chief Executive Officer

MAYA OYFALOSH
Executive Director

Jivko Todorov
Chief Financial Officer

ver2.3

FINV9150 First Investment Bank AD

31.12.2015 Reporting date

stand-alone Basis for application

IFRS Accounting standard

in BGN '000

2. Profit and Loss Account

c010

		References	Breakdown in table	Current period
				010
010	Interest income	Para. 97 of IAS 1; Para. 35, (b) of IAS 18; part 2, item 21 of Appendix V	16	470 651
020	Financial assets held for trading	Para. 20, (a)(i) of IFRC 7; part 2, item 24 of Appendix V		324
030	Financial assets at fair value through profit or loss	Para. 20, (a)(i), Para. B5, (e) of IFRC 7		0
040	Financial assets available-for-sale	Para. 20, (b) of IFRC 7; Para. 55, (b) of IAS 39; Para. 9 of IAS 39		12 095
050	Loans and receivables	Para. 20 (b) of IFRC 7; Para. 9 of IAS 39; Para. 46 (a) of IAS 39		457 989
060	Investments held to maturity	Para. 20 (b) of IFRC 7; Para. 9 of IAS 39; Para. 46 (b) of IAS 39		243
070	Derivatives — hedge accounting, interest rate risk	Para. 9 of IAS 39; part 2, item 23 of Appendix V		0
080	Other assets	part 2, item 25 of Appendix V		0
090	(Interest expense)	Para. 97 of IAS 1; part 2, item 21 of Appendix V	16	218 270
100	(Financial liabilities held for trading)	Para. 20, (a)(i), Para. B5, (e) of IFRC 7; part 2, item 24 of Appendix V		0
110	(Financial liabilities at fair value through profit or loss)	Para. 20, (a)(i), Para. B5, (e) of IFRC 7		0
120	(Financial liabilities at amortised cost)	Para. 20 (b) of IFRC 7; Para. 47 of IAS 39		218 248
130	(Derivatives — hedge accounting, interest rate risk)	Para. 9 of IAS 39; part 2, item 23 of Appendix V		0
140	(Other liabilities)	part 2, item 26 of Appendix V		22
150	(Expense for share capital payable upon request)	Para. 11 of IFRIC 2		0
160	Dividend income	Para. 35, (b), (v) of IAS 18; part 2, item 28 of Appendix V		1 290
170	Financial assets held for trading	Para. 20, (a)(i), Para. B5, (e) of IFRC 7		9
180	Financial assets at fair value through profit or loss	Para. 20, (a)(i), Para. B5, (e) of IFRC 7; Para. 9 of IAS 39		0
190	Financial assets available-for-sale	Para. 20, (a)(ii) of IFRC 7; Para. 9 of IAS 39; Para. 55, (b) of IAS 39		1 281
200	Fee and commission income	Para. 20 (c) of IFRS 7	22	99 384
210	(Fee and commission expense)	Para. 20 (c) of IFRS 7	22	17 914
220	Net profits or (-) losses from write-off of financial assets and liabilities which are not accounted at fair value through profit or loss	Para. 20, (a), (ii) to (v) of IAS 7; part 2, item 97 of Appendix V	16	62 785
230	Financial assets available-for-sale	Para. 20, (a)(ii) of IFRC 7; Para. 9 of IAS 39; Para. 55, (b) of IAS 39		3 043
240	Loans and receivables	Para. 20, (a), (iv) of IFRC 7; Para. 9 of IAS 39; Para. 56 of IAS 39		59 742
250	Investments held to maturity	Para. 20, (a), (iii) of IFRC 7; Para. 9 of IAS 39; Para. 56 of IAS 39		0
260	Financial liabilities at amortised cost	Para. 20, (a), (v) of IFRC 7; Para. 56 of IAS 39		0
270	Other			0
280	Net profits or (-) losses from financial assets and liabilities held for trading	Para. 20, (a)(i) of IFRC 7; Para. 55, (a) of IAS 39	16	95
290	Net profits or (-) losses from financial assets and liabilities at fair value through profit or loss	Para. 20, (a)(i) of IFRC 7; Para. 55, (a) of IAS 39	16,45	0
300	Net profits or (-) losses from hedge accounting	Para. 24 of IFRS 7; part 2, item 30 of Appendix V	16	0
310	Net exchange rate differences [profit (-) loss]	Para. 28 of IAS 21; Para. 52 (a)		11 245
330	Net profits or (-) losses from write-off of non-financial assets	Para. 34 of IAS 1	45	0
340	Other operating income	part 2, items 141-143 of Appendix V	45	155 163
350	(Other operating expense)	part 2, items 141-143 of Appendix V	45	1 889
355	NET TOTAL OPERATING INCOME			562 540
360	(Administrative expenses)			196 943
370	(Personnel costs)	Para. 7 of IAS 19; Para. 102, IN 6 of IAS 1	44	58 286
380	(Other administrative expenses)			138 657
390	(Amortisation)	Paras. 102, 104 of IAS 1		17 149
400	(Property, Plant and Equipment)	Para. 104 of IAS 1; Para. 73, (e), (vii) of IAS 16		14 058
410	(Investment Property)	Para. 104 of IAS 1; Para. 79, (d), (iv) of IAS 40		0
420	(Other intangible assets)	Para. 104 of IAS 1; Para. 118, (e), (vi) of IAS 38		3 091
430	(Provisions or (-) reversed provisions)	Para. 59, 84 of IAS 37; Para. 98, (b), (f), (g) of IAS 1	43	6 686
440	(Loans and guarantees)			0
450	(Other provisions)			6 686

2. Profit and Loss Account

c010

		<i>References</i>	Breakdown in table	Current period
460	(Impairment or (-) impairment adjustment of financial assets which are not accounted at fair value through profit or loss)	<i>Para. 20, (e) of IFRC 7</i>	16	327 422
470	(Financial assets assessed by the expense method)	<i>Para. 20, (e) of IFRC 7; Para. 66 of IAS 39</i>		0
480	(Financial assets available-for-sale)	<i>Para. 20, (e) of IFRC 7; Para. 67 of IAS 39</i>		0
490	Loans and receivables	<i>Para. 20, (e) of IFRC 7; Para. 63 of IAS 39</i>		327 422
500	(Investments held to maturity)	<i>Para. 20, (e) of IFRC 7; Para. 63 of IAS 39</i>		0
510	(Impairment or (-) reversed impairment of investments in a subsidiary, jointly-controlled entity or associate)	<i>Paras. 40 -43 of IAS 28</i>	16	0
520	(Impairment or (-) reversed impairment of non-financial assets)	<i>Para. 126(a)-(b) of IAS 36</i>	16	0
530	(Property, Plant and Equipment)	<i>Para. 73, (e), (v)-(vi) of IAS 16</i>		0
540	(Investment Property)	<i>Para. 79, (d), (v) of IAS 40</i>		0
550	(Goodwill)	<i>B67, (d), (v) of IFRC 3; Para. 124 of IAS 36</i>		0
560	(Other intangible assets)	<i>Para. 118, (e), (iv)-(v) of IAS 38</i>		0
570	(Other)	<i>Para. 126(a)-(b) of IAS 36</i>		0
580	Negative goodwill in profit or loss	<i>B64, (n)(i) to IFRC 3</i>		0
590	Share of profit or (-) loss from investments in a subsidiary, jointly-controlled entity or associate	<i>Para. 82, (c) of IAS 1</i>		0
600	Profit or (-) loss from non-current assets and disposal groups classified as held for sale, which do not meet the requirements for discontinued operations	<i>Para. 37 of IFRS 5; part 2, item 27 of Appendix V</i>		0
610	PROFIT OR (-) LOSS BEFORE TAX FROM CURRENT OPERATIONS	<i>Para. 102, IN 6 of IAS 1; Para. 33 A of IFRC 5</i>		14 340
620	(Tax expense or (-) income relating to the profit or loss from current operations)	<i>Para. 8, (d) of IAS 1; Para. 77 of IAS 12</i>		1 653
630	PROFIT OR (-) LOSS AFTER TAX FROM CURRENT OPERATIONS	<i>IN 6 of IAS 1</i>		12 687
640	Profit or (-) loss after tax from discontinued operations	<i>Para. 82, (e) of IAS 1; Para. 33, (a), Para. 33 A of IFRC 5</i>		0
650	Profit or (-) loss before tax from discontinued operations	<i>Para. 33, (b)(i) of IFRC 5</i>		0
660	(Tax expense or (-) income related to discontinued operations)	<i>Para. 33, (b)(i) of IFRC 5</i>		0
670	PROFIT OR (-) LOSS FOR THE YEAR	<i>Para. 82 (f) of IAS 1</i>		12 687
680	Relating to minority interests [non-controlling interests]	<i>Para. 83, (a)(i) of IAS 1</i>		0
690	Attributable to the owners of the parent company	<i>Para. 81B (b)(ii) of IAS 1</i>		12 687

VASSIL CHRISTOV
Chief Executive Officer

MAYA OYFALOSH
Executive Director

Jivko Todorov
Chief Financial Officer